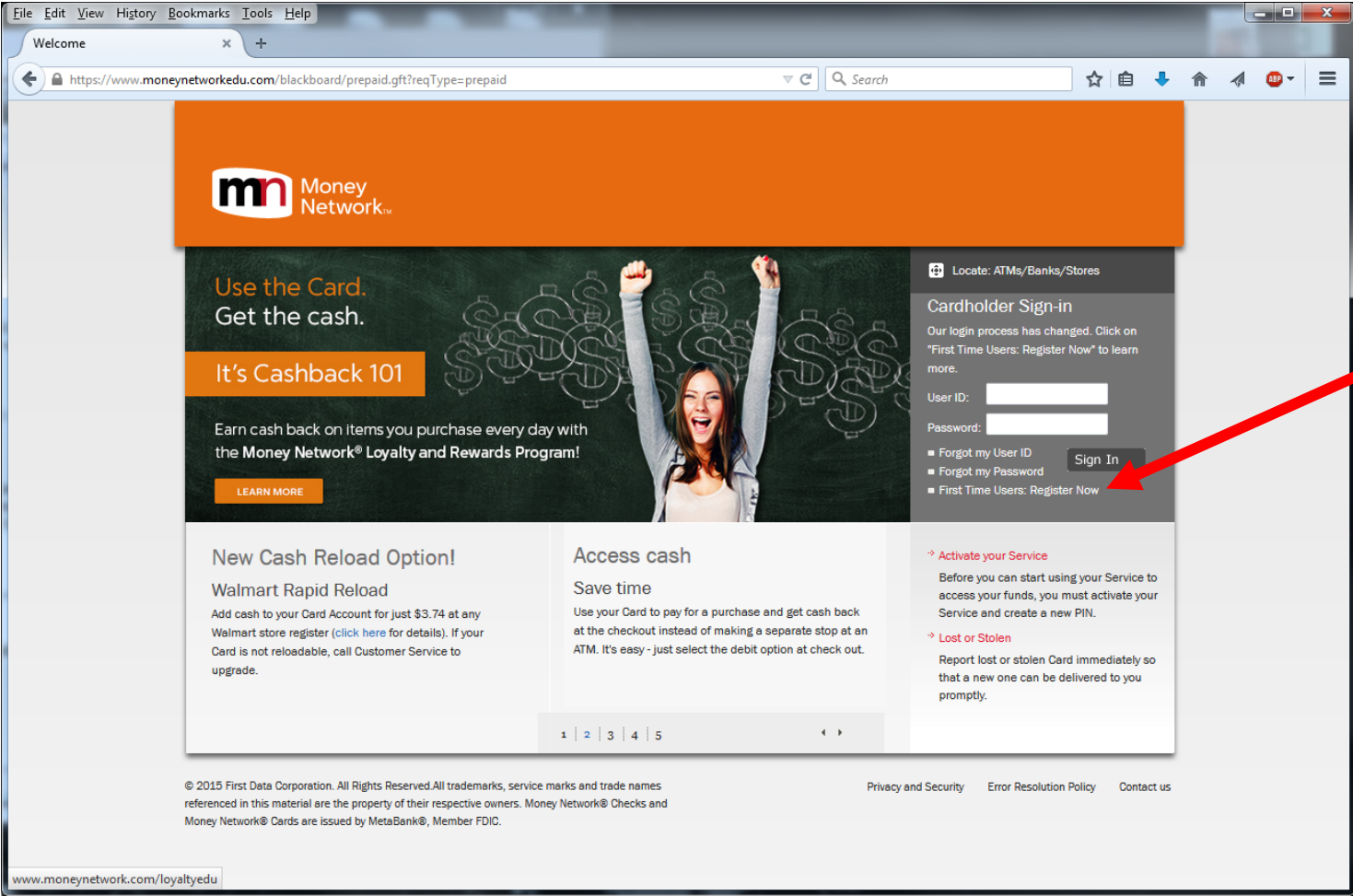


How to set up CSM refunds to go to OneCard or ACH

Go to <http://www.moneynetworkedu.com>
Click on "First Time Users: Register Now" to create your account



Once the account is created, click on “My School Funds” on the Dashboard

The screenshot displays the Money Network dashboard interface. At the top, the Money Network logo is on the left, and navigation links for "Locate: ATMs/Banks/Stores" and "Sign out: Christian Zimmermann" are on the right. Below the header, a grey bar shows "Dashboard" with a right-pointing arrow and "Primary Account Balance \$0.00". The main content area is divided into several sections: a "Welcome" message with a link to "Learn more about your Dashboard"; a "Recent Activity" section showing a "Funds Transfer from EDU BB Coll of S Maryland Fed Aid Funds" for \$0.00; and four menu boxes: "History" (Account Activity), "Money In" (Direct Deposit, Cash Loads, Transfer Funds In), "Money Out" (Transfers: Domestic, Transfers: Int'l, Checks, Cell Phone Top Up, Online Bill Pay), and "My Account" (My Profile, Account Alerts, My Preferences, Fee Schedule, Terms and Conditions and Fee Schedule, My School Funds). A "Offers" box (Rewards and Offers) is also present. A red arrow points to the "My School Funds" link in the "My Account" menu.


Click on “I Want to Update” to select your funding method.

The screenshot shows the Money Network user interface. At the top, there is an orange header with the Money Network logo and the text "Money Network". To the right of the logo, it says "Locate: ATMs/Banks/Stores" and "Sign out: Christian Zimmermann". Below the header is a navigation bar with "Dashboard" and "Profile" (selected). To the right of the navigation bar, it says "Primary Account Balance" and "\$0.00". Below the navigation bar is a sub-navigation bar with "My Profile", "Account Alerts", "Change PIN", "My Preferences", and "My School Funding Options" (selected). The main content area is titled "Important Information" and contains a bullet point: "Your current funding selection is saved for future disbursements. Unless you wish to make your funding option, you do not need to return each term to select an option as long as you are enrolled at your current school." Below this is a section titled "Your Funding Method History" with the text "Below is a summary of payment method(s) you have selected for funds disbursements to date." A table follows with the following data:

Date and Time of Selection	Funding Option	Bank Name (if ACH)	Account Number (if ACH)	Routing Number (if ACH)
02/05/2015 08:30:28 PM	Money Network® Enabled Discover Card			
10/28/2014 03:37:51 PM	Money Network® Enabled Discover Card			
08/07/2014 01:04:08 AM	Select Option			

At the bottom of the table are two buttons: "I'm Done!" and "I Want to Update". A red arrow points to the "I Want to Update" button. At the bottom of the page, there is a footer with copyright information: "© 2015 First Data Corporation. All Rights Reserved. All trademarks, service marks and trade names referenced in this material are the property of their respective owners. Money Network® Checks and Money Network® Cards are issued by MetaBank®, Member FDIC." To the right of the footer are links for "Privacy and Security", "Error Resolution Policy", and "Contact us".



Follow the instructions to select your funding method.

Money NetworkLocate: ATMs/Banks/Stores
Sign out: Christian Zimmermann

Dashboard >Primary Account Balance
\$0.00

Welcome, Christian!

Step 1: Choose how you want to get your funds once they are released by your school

Funding Option	Timeframe for Funds Delivery	General Information
<input checked="" type="radio"/> Money Network® Enabled Discover Card 	Within one day (same day when school disburses them)	• Accepted at over eight million merchant locations and 55,000 surcharge-free ATMs, it's a great way to receive and manage your money. FDIC insured with Zero Liability Fraud Protection. Click here to learn more.
<input type="radio"/> ACH Transfer (Deposit funds in my bank account) 	3-5 Business Days after school disburse them	• Choose this option if you'd like your funds deposited into your existing bank account. Have your checkbook or a deposit slip ready.

© 2015 First Data Corporation. All Rights Reserved. All trademarks, service marks and trade names referenced in this material are the property of their respective owners. Money Network® Checks and Money Network® Cards are issued by MetaBank®, Member FDIC.

[Privacy and Security](#) [Error Resolution Policy](#) [Contact us](#)