



Annual Graduate Transfer Report

November 2019

Planning, Institutional Effectiveness, and Research Department

Chip Keech, *Interim Associate Vice President*
Joseph Barton, *Research Analyst II*
Stefon Williams, *Research Analyst II*
Donna Staff, *Research Analyst I*

College of Southern Maryland Annual Graduate Transfer Report

Table of Contents

List of Tables	i
List of Figures	i
Executive Summary	iii
Section 1: Summary ~ Two-Year and Four Year Transfers	1
Section 2: Transfers to Two-Year Institutions by State and College/University.....	7
Section 3: Transfers to Four-Year Institutions by State and College/University	9
Section 4: Transfers by CSM Program of Study and College/University	13
Section 5: Ranking of Transfers to Two-Year Institutions	25
Section 6: Ranking of Transfers to Four-Year Institutions.....	27

List of Tables

Table 1. Number and Percent in Cohort who Transferred.....	2
Table 2. Transfers by Institution Location and Type.....	3
Table 3. Transfers to Public Institutions by Institution Location and Type	4
Table 4. Transfers to Private Institutions by Institution Location and Type	5
Table 5. Historical Comparisons.....	6

List of Figures

Figure 1. Percent of All Transfers by Institution Location and Type	3
Figure 2. Percent of Transfers to Public Institutions by Institution Location and Type.....	4
Figure 3. Percent of Transfers to Private Institutions by Institution Location and Type.....	5
Figure 4. Historical Comparisons -- Percent of Students in the Cohort who Transferred.....	6

This page is intentionally left blank.

Executive Summary

Each year, the Planning, Institutional Effectiveness, and Research Department (PIER) prepares a report of transfer information of those students who received one or more Associate's degrees and/or certificates in a fiscal year and transferred to another institution within the next academic year.

This report examines the cohort of CSM students who received one or more Associate's degrees and/or certificates in FY2018 and transferred to another institution between August 2017 and May 2019. The report includes a summary of the transfer information, transfers by state and institution, transfers by CSM program of study, and rankings of transfer institutions.

Highlights of the Report

- Of the 1,533 students in the cohort (received one or more Associate's degrees or certificates in FY2018), 53.4% (819) had transferred to another institution by May 2019.
- When examining the students by the type of institution to which they transferred, 52.5% (805) transferred to four-year institutions, and 0.9% (14) transferred to two-year institutions.
- The 819 graduates who transferred went to 108 different institutions in 27 states and the District of Columbia. Of those,
 - 805 students transferred to 99 different four-year institutions in 25 states and the District of Columbia, and
 - 14 students transferred to 9 different two-year institutions in 7 states.
- Over three-quarters (78.6%) of the students who transferred to four-year institutions enrolled at the following top ten transfer institutions (the number of students transferred and percent of the total who transferred to four-year institutions is shown below) [p. 35]:
 - University of Maryland – Global Campus (265 students, 32.9%)
 - University of Maryland – College Park (122 students, 15.2%)
 - Towson University (73 students, 9.1%)
 - Salisbury University (46 students, 5.7%)
 - St. Mary's College of Maryland (43 students, 5.3%)
 - Bowie State University (21 students, 2.6%)
 - University of Maryland – Baltimore County (20 students, 2.5%)
 - Frostburg State University (19 students; 2.4%)
 - Chamberlain University (12 students; 1.5%)
 - Notre Dame of Maryland University (12 students; 1.5%)
- Almost half of the students who transferred to two-year institutions (42.9%) enrolled at the following transfer institution (the number of students transferred and percent of the total who transferred to the two-year institution is shown below) [p. 31]:
 - Prince George's Community College (6 students, 42.9%)

- The five programs with the largest numbers of transfers were:
 - Certificate – General Studies Transfer Certificate (432 transfers)
 - Associate of Arts – General Studies (188 transfers)
 - Associate of Arts – Arts and Sciences (122 transfers)
 - Associate of Science – Business Administration (74 transfers)
 - Associate of Science – Nursing (58 transfers)

Section 1

Summary: Two-Year and Four-Year Transfers

**College of Southern Maryland
Annual Graduate Transfer Report
Summary
Fiscal Year 2018 Cohort**

Table 1. Number and Percent in Cohort Who Transferred

Total Number of Students in Cohort	1,533	Percent of Cohort
Total Transfers	819	53.4%
Transfers by Institution Type		
Four-Year	805	52.5%
Two-Year	14	0.9%
Transfers by Institution Location		
In-state	650	42.4%
Out-of-state	169	11.0%

Note. The cohort includes students who received one or more Associate's degrees and/or certificates in FY2018 and who transferred to another institution between August 2017 and May 2019. The transfer data was retrieved from the National Student Clearinghouse on October 21, 2019.

Table 2. Transfers by Institution Location and Institution Type

Institution Type		Institution Location		Total
		In-State	Out-of-State	
All Types	N	650	169	819
	%	79.4%	20.6%	100.0%
Four-Year	N	642	163	805
	%	78.4%	19.9%	98.3%
Two-Year	N	8	6	14
	%	1.0%	0.7%	1.7%

Note. The percentages displayed are the percentages of the total number of transfers (819).

Figure 1. Percent of All Transfers by Institution Location and Type

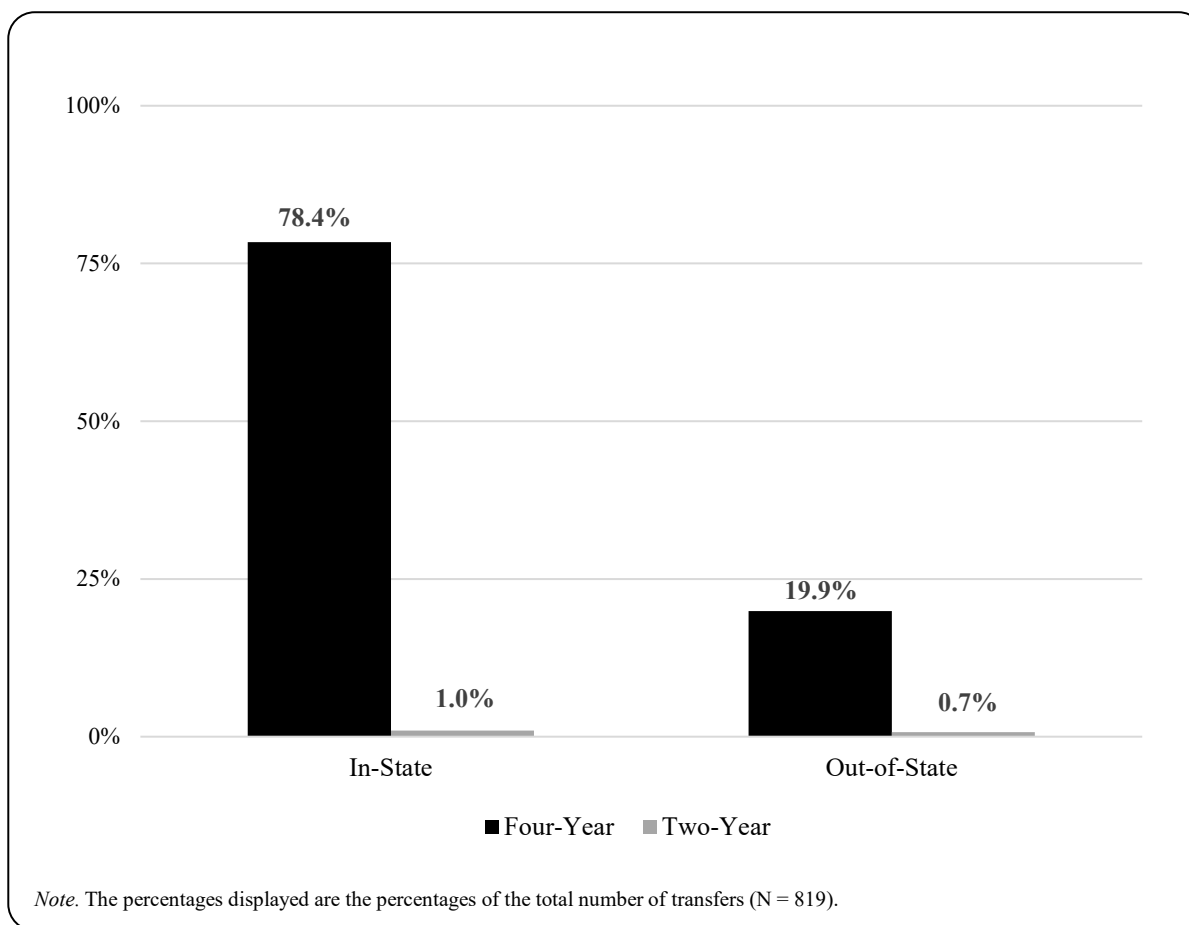


Table 3. Transfers to Public Institutions by Institution Location and Type

Institution Type		Institution Location		Total
		In-State	Out-of-State	
Public	N	633	74	707
	%	89.5%	10.5%	100.0%
Four-Year	N	625	68	693
	%	88.4%	9.6%	98.0%
Two-Year	N	8	6	14
	%	1.1%	0.8%	2.0%

Note. The percentages displayed in the table above are the percentages of the total number of transfers to public institutions (707).

Figure 2. Percent of Transfers to Public Institutions by Institution Location and Type

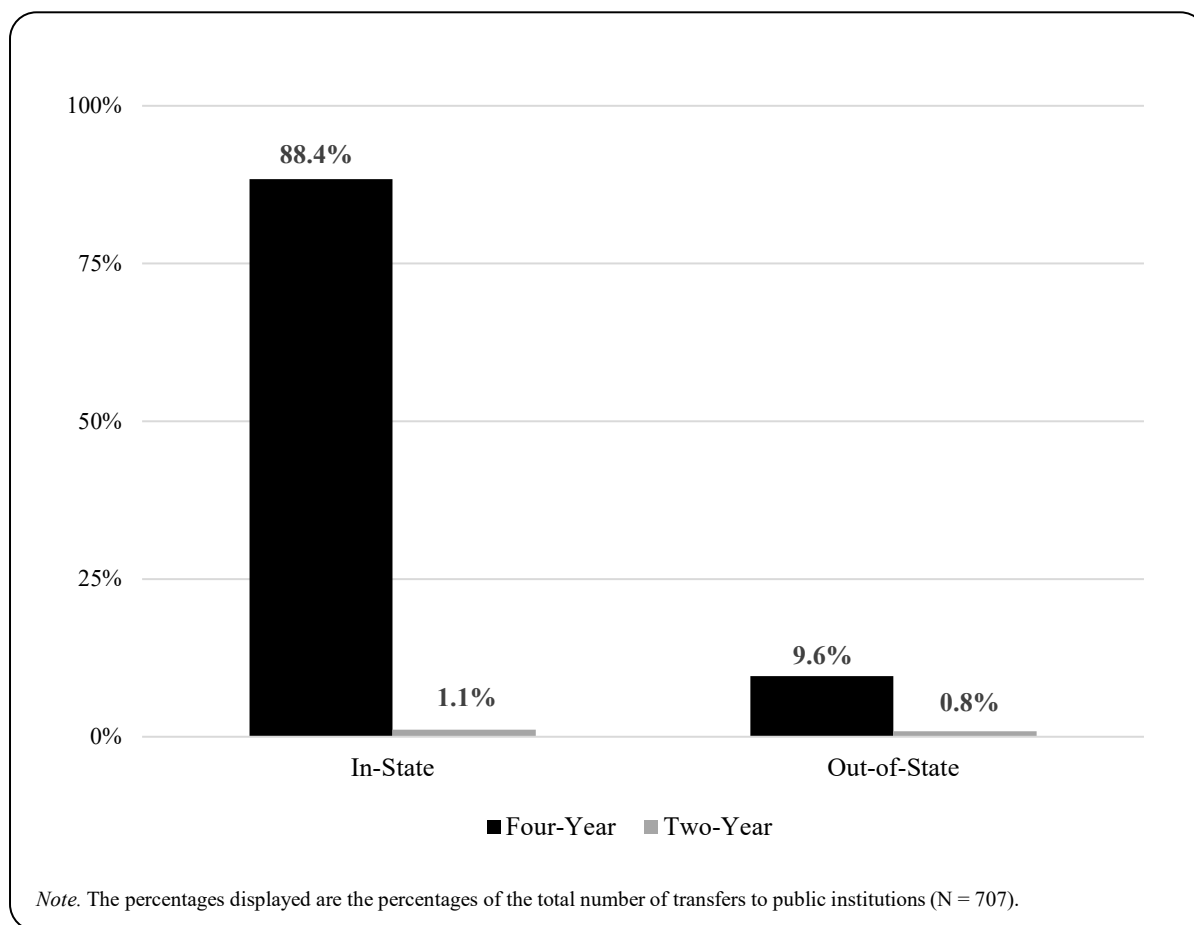


Table 4. Transfers to Private Institutions by Institution Location and Type

Institution Type		Institution Location		Total
		In-State	Out-of-State	
Private	N	17	95	112
	%	15.2%	84.8%	100.0%
Four-Year	N	17	95	112
	%	15.2%	84.8%	100.0%
Two-Year	N	0	0	0
	%	0.0%	0.0%	0.0%

Note. The percentages displayed in the table above are the percentages of the total number of transfers to private institutions (112).

Figure 3. Percent of Transfers to Private Institutions by Institution Location and Type

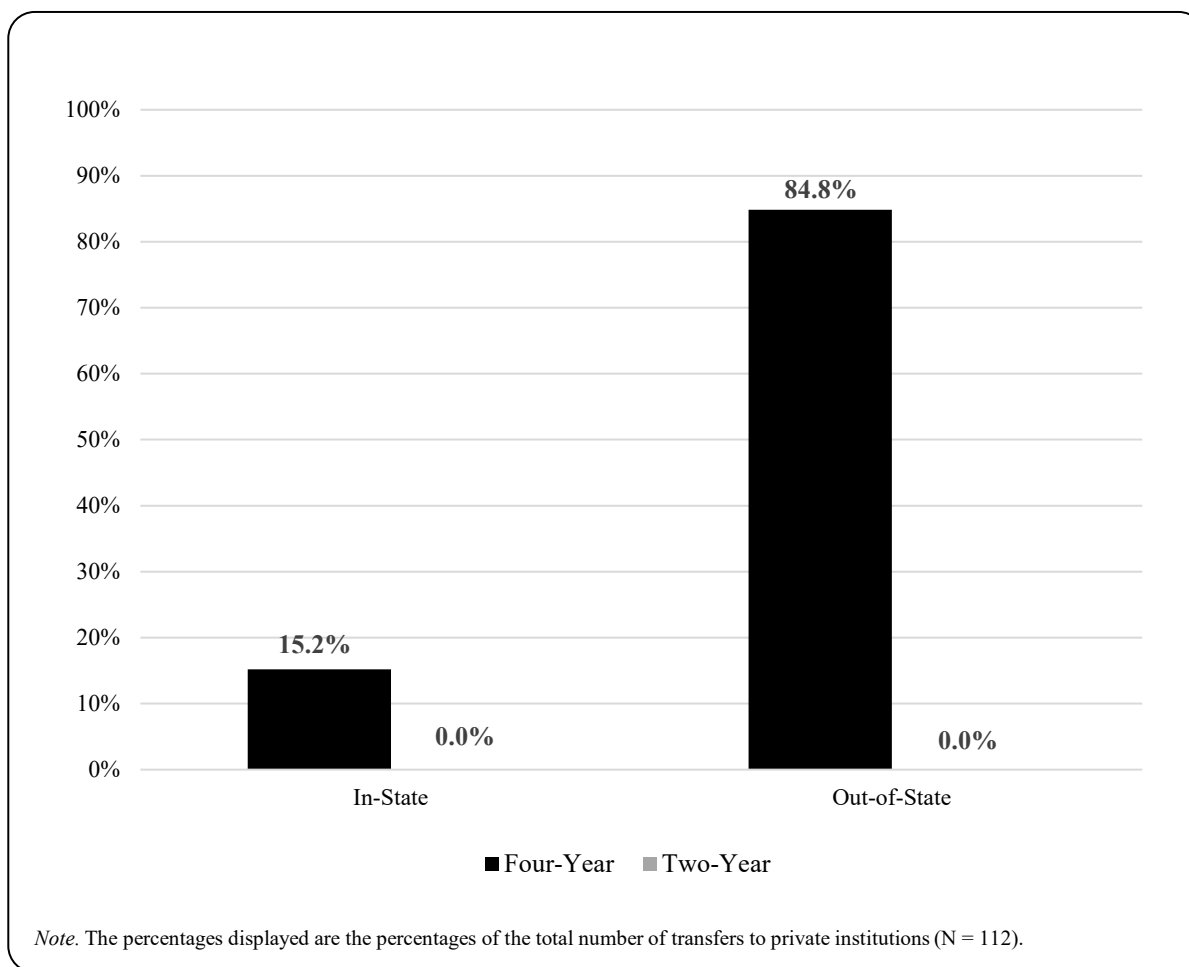
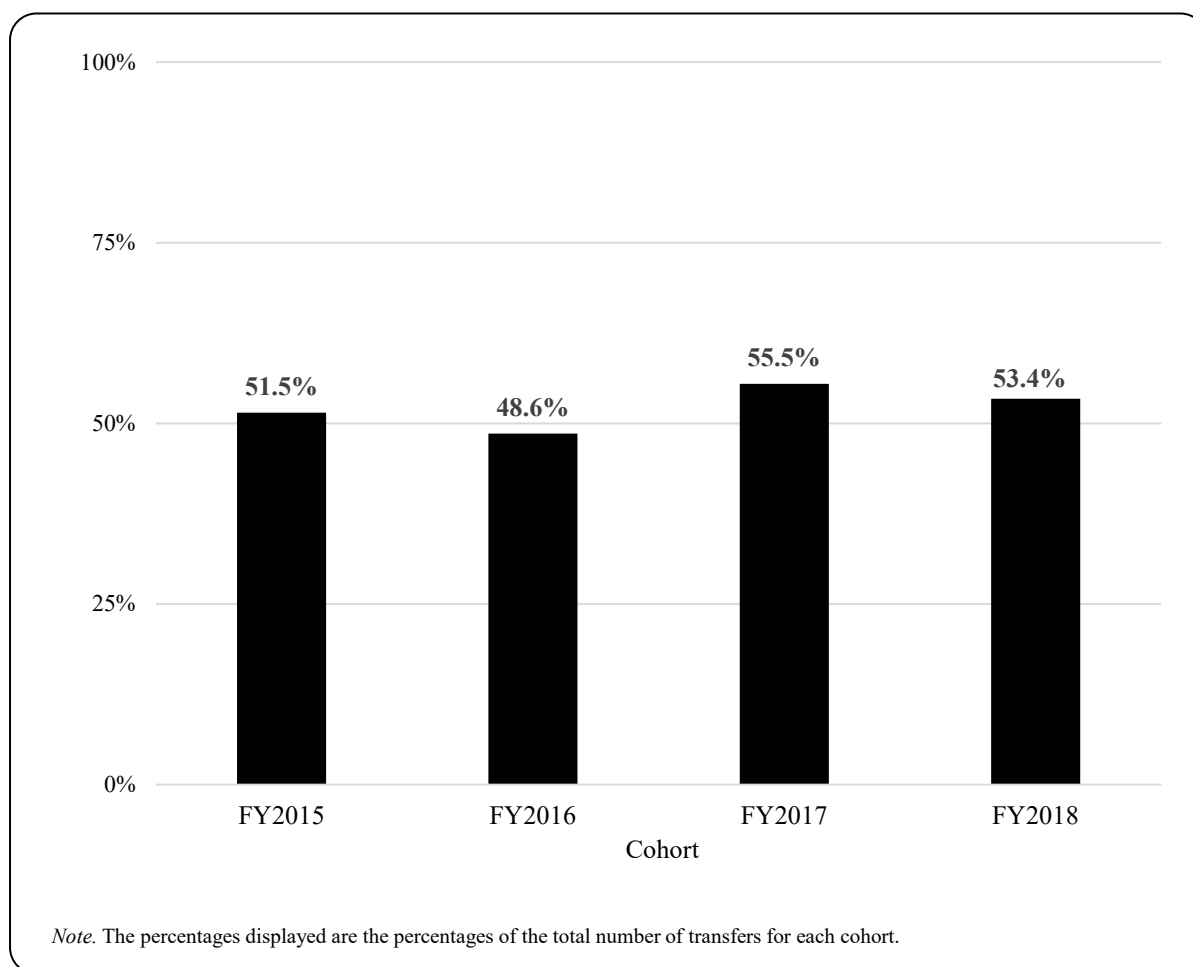


Table 5. Historical Comparisons

	Cohort			
	FY2015	FY2016	FY2017	FY2018
Total Students in Cohort	1,228	1,332	1,314	1,533
Total Transfers	632	647	729	819
<i>Percent of Total Cohort</i>	<i>51.5%</i>	<i>48.6%</i>	<i>55.5%</i>	<i>53.4%</i>
Transfers by Institution Type				
Four-Year	617	622	712	805
<i>Percent of Total Cohort</i>	<i>46.3%</i>	<i>47.3%</i>	<i>54.2%</i>	<i>52.5%</i>
Two-Year	15	25	17	14
<i>Percent of Total Cohort</i>	<i>1.1%</i>	<i>1.9%</i>	<i>1.3%</i>	<i>0.9%</i>
Transfers by Institution Location				
In-state	512	514	594	650
<i>Percent of Total Cohort</i>	<i>38.4%</i>	<i>39.1%</i>	<i>45.2%</i>	<i>42.4%</i>
Out-of-state	120	133	135	169
<i>Percent of Total Cohort</i>	<i>9.0%</i>	<i>10.1%</i>	<i>10.3%</i>	<i>11.0%</i>

Figure 4. Historical Comparisons -- Percent of Students in the Cohort who Transferred



Section 2

Transfers to Two-Year Institutions by State and College/University

College of Southern Maryland
Annual Graduate Transfer Report
Transfers to Two-Year Institutions by State and College/University
(Total Number of Transfers to Two-Year Institutions = 14)
Fiscal Year 2018 Cohort

State	Two-Year Institution Name	N	%
GA	Central Georgia Technical College	1	7.1%
	<i>Total</i>	<i>1</i>	<i>7.1%</i>
IN	Ivy Tech Community College	1	7.1%
	<i>Total</i>	<i>1</i>	<i>7.1%</i>
KY	Elizabethtown Community College	1	7.1%
	<i>Total</i>	<i>1</i>	<i>7.1%</i>
MD	Anne Arundel Community College	1	7.1%
	Montgomery College	1	7.1%
	Prince George's Community College	6	42.9%
	<i>Total</i>	<i>8</i>	<i>57.1%</i>
OH	Eastern Gateway Community College	1	7.1%
	<i>Total</i>	<i>1</i>	<i>7.1%</i>
TX	Austin Community College	1	7.1%
	<i>Total</i>	<i>1</i>	<i>7.1%</i>
VA	Tidewater Community College	1	7.1%
	<i>Total</i>	<i>1</i>	<i>7.1%</i>
Total Transfers to Two-Year Institutions		14	

Section 3

Transfers to Four-Year Institutions by State and College/University

College of Southern Maryland
Annual Graduate Transfer Report
Transfers to Four-Year Institutions by State and College/University
(Total Number of Transfers to Four-Year Institutions = 805)
Fiscal Year 2018 Cohort

State^a	Four-Year Institution Name	N	%
AZ	Arizona State University	6	0.7%
	Grand Canyon University	4	0.5%
	University of Phoenix	3	0.4%
	<i>Total</i>	<i>13</i>	<i>1.6%</i>
CA	Academy of Art University	1	0.1%
	Trident University International	1	0.1%
	<i>Total</i>	<i>2</i>	<i>0.2%</i>
CO	Colorado State University	1	0.1%
	Colorado Technical University	1	0.1%
	University of Colorado Boulder	1	0.1%
	University of Northern Colorado	1	0.1%
	<i>Total</i>	<i>4</i>	<i>0.5%</i>
CT	University of Bridgeport	1	0.1%
	<i>Total</i>	<i>1</i>	<i>0.1%</i>
DC	George Washington University	2	0.2%
	Howard University	1	0.1%
	Strayer University - Washington	1	0.1%
	The Catholic University of America	1	0.1%
	<i>Total</i>	<i>5</i>	<i>0.6%</i>
FL	Embry - Riddle Aeronautical Univ. - Worldwide Campus	3	0.4%
	Flagler College	1	0.1%
	Florida International University	1	0.1%
	Johnson University - Florida	1	0.1%
	Nova Southeastern University	1	0.1%
	Southeastern University	1	0.1%
	St. Petersburg College	1	0.1%
	State College of Florida Manatee - Sarasota	1	0.1%
	University of Central Florida	2	0.2%
	University of Florida	1	0.1%
	University of North Florida	1	0.1%
	University of South Florida	2	0.2%
	University of West Florida	1	0.1%
	<i>Total</i>	<i>17</i>	<i>2.1%</i>
GA	College of Coastal Georgia	1	0.1%
	Georgia Southern University	1	0.1%
	Kennesaw State University	1	0.1%
	Savannah College of Art and Design	1	0.1%
	<i>Total</i>	<i>4</i>	<i>0.5%</i>
IL	Chamberlain University	12	1.5%
	Concordia University	1	0.1%
	Devry University	1	0.1%
	School of The Art Institute of Chicago	1	0.1%
	<i>Total</i>	<i>15</i>	<i>1.9%</i>

College of Southern Maryland
Annual Graduate Transfer Report
Transfers to Four-Year Institutions by State and College/University
(Total Number of Transfers to Four-Year Institutions = 805)
Fiscal Year 2018 Cohort

State^a	Four-Year Institution Name	N	%
IN	Indiana Wesleyan University	1	0.1%
	<i>Total</i>	<i>1</i>	<i>0.1%</i>
KS	Kansas State University	1	0.1%
	<i>Total</i>	<i>1</i>	<i>0.1%</i>
MA	Stonehill College	1	0.1%
	<i>Total</i>	<i>1</i>	<i>0.1%</i>
MD	Bowie State University	21	2.6%
	Coppin State University	1	0.1%
	Frostburg State University	19	2.4%
	Morgan State University	8	1.0%
	Mount St. Mary's University	1	0.1%
	Notre Dame of Maryland University	12	1.5%
	Salisbury University	46	5.7%
	St. Mary's College of Maryland	43	5.3%
	Stevenson University	3	0.4%
	Towson University	73	9.1%
	University of Baltimore	2	0.2%
	University of Maryland - Baltimore	4	0.5%
	University of Maryland - Baltimore County	20	2.5%
	University of Maryland - College Park	122	15.2%
	University of Maryland - Global Campus	265	32.9%
	University of Maryland Eastern Shore	1	0.1%
	Washington Adventist University	1	0.1%
	<i>Total</i>	<i>642</i>	<i>79.8%</i>
ME	University of Maine at Augusta	1	0.1%
	<i>Total</i>	<i>1</i>	<i>0.1%</i>
MN	Capella University	10	1.2%
	Walden University	2	0.2%
	<i>Total</i>	<i>12</i>	<i>1.5%</i>
NC	Campbell University	2	0.2%
	East Carolina University	1	0.1%
	Elon University	1	0.1%
	North Carolina A&T State University	1	0.1%
	University of North Carolina - Charlotte	1	0.1%
	University of North Carolina - Greensboro	1	0.1%
	University of North Carolina - Wilmington	2	0.2%
	<i>Total</i>	<i>9</i>	<i>1.1%</i>
NH	Southern New Hampshire	5	0.6%
	<i>Total</i>	<i>5</i>	<i>0.6%</i>
NY	Excelsior College	2	0.2%
	Suny Binghamton	1	0.1%
	<i>Total</i>	<i>3</i>	<i>0.4%</i>
OK	University of Central Oklahoma	1	0.1%

College of Southern Maryland
Annual Graduate Transfer Report
Transfers to Four-Year Institutions by State and College/University
(Total Number of Transfers to Four-Year Institutions = 805)
Fiscal Year 2018 Cohort

State^a	Four-Year Institution Name	N	%
	University of Oklahoma	1	0.1%
	<i>Total</i>	2	0.2%
PA	Clarion University of Pennsylvania	1	0.1%
	Drexel University	1	0.1%
	Pennsylvania State University	1	0.1%
	Temple University	2	0.2%
	Thomas Jefferson University	1	0.1%
	<i>Total</i>	6	0.7%
SC	Coastal Carolina University	4	0.5%
	<i>Total</i>	4	0.5%
TN	The University of Memphis - Lambuth Campus	1	0.1%
	<i>Total</i>	1	0.1%
TX	Texas State University - San Marcos	1	0.1%
	University of Texas Arlington	2	0.2%
	<i>Total</i>	3	0.4%
UT	Western Governors University	7	0.9%
	<i>Total</i>	7	0.9%
VA	George Mason University	4	0.5%
	James Madison University	2	0.2%
	Liberty University	7	0.9%
	Longwood University	1	0.1%
	Marymount University	3	0.4%
	Old Dominion University	1	0.1%
	Regent University	3	0.4%
	Roanoke College	1	0.1%
	Shenandoah University	1	0.1%
	University of Mary Washington	3	0.4%
	Virginia Commonwealth University	1	0.1%
	Virginia State University	1	0.1%
	<i>Total</i>	28	3.5%
VT	Northern Vermont University	1	0.1%
	<i>Total</i>	1	0.1%
WV	Alderson Broaddus University	1	0.1%
	American Public University System	7	0.9%
	Glenville State College	1	0.1%
	Shepherd University	1	0.1%
	West Liberty University	2	0.2%
	West Virginia University	5	0.6%
	<i>Total</i>	17	2.1%
Total Transfers to Four-Year Institutions		805	

^aIncludes the District of Columbia

Section 4

Transfers by CSM Program of Study and College/University

College of Southern Maryland
Annual Graduate Transfer Report
Transfers by Program of Study^a and College/University
Fiscal Year 2018 Cohort

Program of Study at CSM	Transfer Institution	State^b	Two-/Four-Year	N	%
Associate of Applied Science - Accounting	Arizona State University	AZ	4	1	6.7%
	University of Maryland - Global Campus	MD	4	14	93.3%
	<i>Total</i>			<i>15</i>	<i>100.0%</i>
Associate of Applied Science - Business Management	Capella University	MN	4	1	12.5%
	Notre Dame of Maryland University	MD	4	1	12.5%
	University of Maryland - Global Campus	MD	4	6	75.0%
	<i>Total</i>			<i>8</i>	<i>100.0%</i>
Associate of Applied Science - Computer Information Systems	University of Maryland - Global Campus	MD	4	2	100.0%
	<i>Total</i>			<i>2</i>	<i>100.0%</i>
Associate of Applied Science - Construction Management Technology	University of Maryland - Global Campus	MD	4	1	100.0%
	<i>Total</i>			<i>1</i>	<i>100.0%</i>
Associate of Applied Science - Criminal Justice	Eastern Gateway Community College	OH	2	1	14.3%
	University of Maryland - Global Campus	MD	4	6	85.7%
	<i>Total</i>			<i>7</i>	<i>100.0%</i>
Associate of Applied Science - Cybersecurity	Towson University	MD	4	1	5.6%
	University of Maryland - Global Campus	MD	4	16	88.9%
	Western Governors University	UT	4	1	5.6%
	<i>Total</i>			<i>18</i>	<i>100.0%</i>
Associate of Applied Science - Emergency Medical Services	St. Mary's College of Maryland	MD	4	1	100.0%
	<i>Total</i>			<i>1</i>	<i>100.0%</i>
Associate of Applied Science - Engineering Technology	Arizona State University	AZ	4	1	33.3%
	Excelsior College	NY	4	1	33.3%
	Southern New Hampshire	NH	4	1	33.3%
	<i>Total</i>			<i>3</i>	<i>100.0%</i>
Associate of Applied Science - Homeland Security	University of Maryland - Global Campus	MD	4	1	100.0%
	<i>Total</i>			<i>1</i>	<i>100.0%</i>
Associate of Applied Science - Human Services	American Public University System	WV	4	1	25.0%
	Salisbury University	MD	4	1	25.0%
	University of Maryland - Global Campus	MD	4	2	50.0%
	<i>Total</i>			<i>4</i>	<i>100.0%</i>
Associate of Applied Science - Information Services Technology	University of Maryland - Global Campus	MD	4	2	100.0%
	<i>Total</i>			<i>2</i>	<i>100.0%</i>
Associate of Applied Science - Information Services Technology: Microsoft Certified Windows Network Administrator	Western Governors University	UT	4	1	100.0%
	<i>Total</i>			<i>1</i>	<i>100.0%</i>
Associate of Applied Science - Information Services Technology: Web Developer	University of Maryland - Global Campus	MD	4	1	100.0%
	<i>Total</i>			<i>1</i>	<i>100.0%</i>
Associate of Applied Science - Information Systems Security	University of Maryland - Global Campus	MD	4	1	33.3%
	University of Phoenix	AZ	4	1	33.3%
	Western Governors University	UT	4	1	33.3%
	<i>Total</i>			<i>3</i>	<i>100.0%</i>
Associate of Applied Science - Physical Therapist Assistant	Marymount University	VA	4	1	100.0%
	<i>Total</i>			<i>1</i>	<i>100.0%</i>
Associate of Arts in Teaching - Early Childhood Education/Generic Special Education Birth - Grade 3	Bowie State University	MD	4	1	14.3%
	Notre Dame of Maryland University	MD	4	3	42.9%
	Salisbury University	MD	4	1	14.3%
	University of Maryland - College Park	MD	4	1	14.3%
	University of Maryland - Global Campus	MD	4	1	14.3%
	<i>Total</i>			<i>7</i>	<i>100.0%</i>

College of Southern Maryland
Annual Graduate Transfer Report
Transfers by Program of Study^a and College/University
Fiscal Year 2018 Cohort

Program of Study at CSM	Transfer Institution	State^b	Two-/Four-Year	N	%
Associate of Science - Business Administration	Bowie State University	MD	4	1	1.4%
	Colorado State University	CO	4	1	1.4%
	Elon University	NC	4	1	1.4%
	Embry-Riddle Aeronautical Univ.-Worldwide Campus	FL	4	1	1.4%
	Florida International University	FL	4	1	1.4%
	Frostburg State University	MD	4	1	1.4%
	Liberty University	VA	4	1	1.4%
	Roanoke College	VA	4	1	1.4%
	Salisbury University	MD	4	5	6.8%
	St. Mary's College of Maryland	MD	4	2	2.7%
	Towson University	MD	4	11	14.9%
	Trident University International	CA	4	1	1.4%
	University of Baltimore	MD	4	2	2.7%
	University of Central Oklahoma	OK	4	1	1.4%
	University of Maryland - Baltimore County	MD	4	3	4.1%
	University of Maryland - College Park	MD	4	8	10.8%
	University of Maryland - Global Campus	MD	4	29	39.2%
	University of North Carolina - Greensboro	NC	4	1	1.4%
	University of Phoenix	AZ	4	1	1.4%
	Virginia Commonwealth University	VA	4	1	1.4%
	Western Governors University	UT	4	1	1.4%
	<i>Total</i>			74	100.0%
Associate of Science - Business Administration: Technical Management	Embry-Riddle Aeronautical Univ.-Worldwide Campus	FL	4	1	25.0%
	University of Maryland - Global Campus	MD	4	3	75.0%
	<i>Total</i>			4	100.0%
Associate of Science - Computer Science	Bowie State University	MD	4	1	8.3%
	St. Mary's College of Maryland	MD	4	3	25.0%
	Towson University	MD	4	1	8.3%
	University of Maryland - Baltimore County	MD	4	1	8.3%
	University of Maryland - College Park	MD	4	2	16.7%
	University of Maryland - Global Campus	MD	4	4	33.3%
	<i>Total</i>			12	100.0%
Associate of Science - Engineering	Frostburg State University	MD	4	3	10.3%
	North Carolina A&T State University	NC	4	1	3.4%
	University of Maryland - Baltimore County	MD	4	1	3.4%
	University of Maryland - College Park	MD	4	24	82.8%
	<i>Total</i>			29	100.0%
Associate of Science - Environmental Studies	St. Mary's College of Maryland	MD	4	1	100.0%
	<i>Total</i>			1	100.0%
Associate of Science - Legal Studies	University of Maryland - Global Campus	MD	4	1	100.0%
	<i>Total</i>			1	100.0%
Associate of Science - Mathematics and Sciences	Arizona State University	AZ	4	1	20.0%
	St. Mary's College of Maryland	MD	4	1	20.0%
	University of Maryland - College Park	MD	4	3	60.0%
	<i>Total</i>			5	100.0%
Associate of Science - Nursing	American Public University System	WV	4	4	6.9%
	Austin Community College	TX	2	1	1.7%
	Capella University	MN	4	8	13.8%
	Chamberlain University	IL	4	11	19.0%
	Drexel University	PA	4	1	1.7%
	Frostburg State University	MD	4	2	3.4%

College of Southern Maryland
Annual Graduate Transfer Report
Transfers by Program of Study^a and College/University
Fiscal Year 2018 Cohort

Program of Study at CSM	Transfer Institution	State^b	Two-/Four-Year	N	%
	Grand Canyon University	AZ	4	2	3.4%
	Pennsylvania State University	PA	4	1	1.7%
	Southern New Hampshire	NH	4	1	1.7%
	State College of Florida Manatee - Sarasota	FL	4	1	1.7%
	University of Maryland - Baltimore	MD	4	1	1.7%
	University of Maryland - Global Campus	MD	4	19	32.8%
	University of North Carolina - Wilmington	NC	4	1	1.7%
	University of Texas Arlington	TX	4	1	1.7%
	University of West Florida	FL	4	1	1.7%
	Walden University	MN	4	1	1.7%
	Western Governors University	UT	4	2	3.4%
	<i>Total</i>			58	100.0%
Associate of Science - Pre-Professional Health Science	Coppin State University	MD	4	1	50.0%
	Towson University	MD	4	1	50.0%
	<i>Total</i>			2	100.0%
Associate of Science - Sport Management	University of Central Florida	FL	4	1	50.0%
	University of South Florida	FL	4	1	50.0%
	<i>Total</i>			2	100.0%
Associate of Science in Engineering - Computer Engineering	University of Maryland - Baltimore County	MD	4	1	100.0%
	<i>Total</i>			1	100.0%
Associate of Science in Engineering - Electrical Engineering	Arizona State University	AZ	4	1	5.6%
	Morgan State University	MD	4	1	5.6%
	Temple University	PA	4	1	5.6%
	University of Maryland - College Park	MD	4	15	83.3%
	<i>Total</i>			18	100.0%
Associates in Arts in Teaching - Elementary/Generic Special Education Grades 1-6	Notre Dame of Maryland University	MD	4	1	14.3%
	Towson University	MD	4	5	71.4%
	Western Governors University	UT	4	1	14.3%
	<i>Total</i>			7	100.0%
Associates of Arts - Applied Science and Technology	Bowie State University	MD	4	1	3.8%
	Embry-Riddle Aeronautical Univ.-Worldwide Campus	FL	4	1	3.8%
	Frostburg State University	MD	4	1	3.8%
	George Washington University	DC	4	1	3.8%
	Morgan State University	MD	4	1	3.8%
	Prince George's Community College	MD	2	2	7.7%
	Salisbury University	MD	4	1	3.8%
	St. Mary's College of Maryland	MD	4	5	19.2%
	Towson University	MD	4	4	15.4%
	University of Maryland - Baltimore County	MD	4	1	3.8%
	University of Maryland - College Park	MD	4	4	15.4%
	University of Maryland - Global Campus	MD	4	2	7.7%
	University of North Florida	FL	4	1	3.8%
	West Liberty University	WV	4	1	3.8%
	<i>Total</i>			26	100.0%
Associates of Arts - Arts and Sciences	Academy of Art University	CA	4	1	0.8%
	Bowie State University	MD	4	6	4.9%
	Central Georgia Technical College	GA	2	1	0.8%
	Chamberlain University	IL	4	2	1.6%
	Coastal Carolina University	SC	4	1	0.8%
	College of Coastal Georgia	GA	4	1	0.8%
	Concordia University	NE	4	1	0.8%

College of Southern Maryland
Annual Graduate Transfer Report
Transfers by Program of Study^a and College/University
Fiscal Year 2018 Cohort

Program of Study at CSM	Transfer Institution	State^b	Two-/Four-Year	N	%
	Frostburg State University	MD	4	1	0.8%
	George Mason University	VA	4	2	1.6%
	Grand Canyon University	AZ	4	1	0.8%
	Indiana Wesleyan University	IN	4	1	0.8%
	Johnson University - Florida	FL	4	1	0.8%
	Kansas State University	KS	4	1	0.8%
	Marymount University	VA	4	1	0.8%
	Montgomery College	MD	2	1	0.8%
	Morgan State University	MD	4	1	0.8%
	Notre Dame of Maryland University	MD	4	1	0.8%
	Prince George's Community College	MD	2	2	1.6%
	Regent University	VA	4	3	2.5%
	Salisbury University	MD	4	3	2.5%
	Shepherd University	WV	4	1	0.8%
	Southern New Hampshire	NH	4	1	0.8%
	St. Mary's College of Maryland	MD	4	11	9.0%
	Stevenson University	MD	4	2	1.6%
	Strayer University - Washington	DC	4	1	0.8%
	Towson University	MD	4	8	6.6%
	University of Central Florida	FL	4	1	0.8%
	University of Colorado Boulder	CO	4	1	0.8%
	University of Maine at Augusta	ME	4	1	0.8%
	University of Maryland - Baltimore County	MD	4	3	2.5%
	University of Maryland - College Park	MD	4	15	12.3%
	University of Maryland - Global Campus	MD	4	39	32.0%
	University of Maryland Eastern Shore	MD	4	1	0.8%
	University of Northern Colorado	CO	4	1	0.8%
	University of Texas Arlington	TX	4	1	0.8%
	Washington Adventist University	MD	4	1	0.8%
	West Virginia University	WV	4	1	0.8%
	Western Governors University	UT	4	1	0.8%
	<i>Total</i>			<i>122</i>	<i>100.0%</i>
Associates of Arts - Arts and Sciences : Theater and Dance	Frostburg State University	MD	4	1	100.0%
	<i>Total</i>			<i>1</i>	<i>100.0%</i>
Associates of Arts - Arts and Sciences: Art	Bowie State University	MD	4	1	12.5%
	Georgia Southern University	GA	4	1	12.5%
	School of The Art Institute of Chicago	IL	4	1	12.5%
	St. Mary's College of Maryland	MD	4	1	12.5%
	Towson University	MD	4	2	25.0%
	University of Maryland - Baltimore County	MD	4	1	12.5%
	University of Maryland - College Park	MD	4	1	12.5%
	<i>Total</i>			<i>8</i>	<i>100.0%</i>
Associates of Arts - Arts and Sciences: Arts and Humanities	University of Maryland - College Park	MD	4	1	100.0%
	<i>Total</i>			<i>1</i>	<i>100.0%</i>
Associates of Arts - Arts and Sciences: Biological Sciences	Bowie State University	MD	4	1	9.1%
	George Washington University	DC	4	1	9.1%
	St. Mary's College of Maryland	MD	4	3	27.3%
	University of Maryland - Baltimore County	MD	4	2	18.2%
	University of Maryland - College Park	MD	4	2	18.2%
	University of Maryland - Global Campus	MD	4	1	9.1%
	University of North Carolina - Wilmington	NC	4	1	9.1%

College of Southern Maryland
Annual Graduate Transfer Report
Transfers by Program of Study^a and College/University
Fiscal Year 2018 Cohort

Program of Study at CSM	Transfer Institution	State^b	Two-/Four-Year	N	%
	<i>Total</i>			<i>11</i>	<i>100.0%</i>
Associates of Arts - Arts and Sciences: Exercise and Sport Science	Alderson Broaddus University	WV	4	1	20.0%
	American Public University System	WV	4	1	20.0%
	Marymount University	VA	4	1	20.0%
	University of Central Florida	FL	4	1	20.0%
	University of Maryland - Global Campus	MD	4	1	20.0%
	<i>Total</i>			<i>5</i>	<i>100.0%</i>
Associates of Arts - Arts and Sciences: History	St. Mary's College of Maryland	MD	4	1	50.0%
	University of Maryland - Global Campus	MD	4	1	50.0%
	<i>Total</i>			<i>2</i>	<i>100.0%</i>
Associates of Arts - Arts and Sciences: Math/Physical Sciences	St. Mary's College of Maryland	MD	4	1	33.3%
	Suny Binghamton	NY	4	1	33.3%
	University of Maryland - College Park	MD	4	1	33.3%
	<i>Total</i>			<i>3</i>	<i>100.0%</i>
Associates of Arts - Arts and Sciences: Music	Morgan State University	MD	4	1	33.3%
	Towson University	MD	4	2	66.7%
	<i>Total</i>			<i>3</i>	<i>100.0%</i>
Associates of Arts - Arts and Sciences: Pre-Nursing	University of Maryland - Baltimore	MD	4	1	100.0%
	<i>Total</i>			<i>1</i>	<i>100.0%</i>
Associates of Arts - Arts and Sciences: Social Sciences	Salisbury University	MD	4	3	15.0%
	St. Mary's College of Maryland	MD	4	2	10.0%
	Stevenson University	MD	4	1	5.0%
	University of Maryland - Baltimore County	MD	4	2	10.0%
	University of Maryland - College Park	MD	4	4	20.0%
	University of Maryland - Global Campus	MD	4	7	35.0%
	Western Governors University	UT	4	1	5.0%
	<i>Total</i>			<i>20</i>	<i>100.0%</i>
Associates of Arts - Arts and Sciences: Spanish	Bowie State University	MD	4	1	50.0%
	University of Maryland - College Park	MD	4	1	50.0%
	<i>Total</i>			<i>2</i>	<i>100.0%</i>
Associates of Arts - Arts and Sciences: Theater and Dance	St. Mary's College of Maryland	MD	4	1	50.0%
	Towson University	MD	4	1	50.0%
	<i>Total</i>			<i>2</i>	<i>100.0%</i>
Associates of Arts - Digital Media Production	Savannah College of Art and Design	GA	4	1	50.0%
	St. Mary's College of Maryland	MD	4	1	50.0%
	<i>Total</i>			<i>2</i>	<i>100.0%</i>
Associates of Arts - General Studies	Bowie State University	MD	4	6	3.2%
	Coastal Carolina University	SC	4	1	0.5%
	Concordia University	NE	4	1	0.5%
	Elizabethtown Community College	KY	2	1	0.5%
	Flagler College	FL	4	1	0.5%
	Frostburg State University	MD	4	3	1.6%
	George Mason University	VA	4	2	1.1%
	Glenville State College	WV	4	1	0.5%
	Grand Canyon University	AZ	4	1	0.5%
	Liberty University	VA	4	1	0.5%
	Montgomery College	MD	2	1	0.5%
	Morgan State University	MD	4	3	1.6%
	Mount St. Mary's University	MD	4	1	0.5%
	Northern Vermont University	VT	4	1	0.5%
	Notre Dame of Maryland University	MD	4	2	1.1%

College of Southern Maryland
Annual Graduate Transfer Report
Transfers by Program of Study^a and College/University
Fiscal Year 2018 Cohort

Program of Study at CSM	Transfer Institution	State^b	Two-/Four-Year	N	%
	Old Dominion University	VA	4	1	0.5%
	Regent University	VA	4	1	0.5%
	Salisbury University	MD	4	19	10.1%
	Shepherd University	WV	4	1	0.5%
	Southern New Hampshire	NH	4	1	0.5%
	St. Mary's College of Maryland	MD	4	14	7.4%
	Stevenson University	MD	4	1	0.5%
	Stonehill College	MA	4	1	0.5%
	Texas State University - San Marcos	TX	4	1	0.5%
	The Catholic University of America	DC	4	1	0.5%
	Thomas Jefferson University	PA	4	1	0.5%
	Towson University	MD	4	23	12.2%
	University of Central Florida	FL	4	1	0.5%
	University of Florida	FL	4	1	0.5%
	University of Mary Washington	VA	4	1	0.5%
	University of Maryland - Baltimore County	MD	4	5	2.7%
	University of Maryland - Baltimore	MD	4	1	0.5%
	University of Maryland - College Park	MD	4	24	12.8%
	University of Maryland - Global Campus	MD	4	57	30.3%
	University of South Florida	FL	4	1	0.5%
	University of Texas Arlington	TX	4	1	0.5%
	Walden University	MN	4	1	0.5%
	West Liberty University	WV	4	1	0.5%
	West Virginia University	WV	4	3	1.6%
	<i>Total</i>			<i>188</i>	<i>100.0%</i>
Associates of Arts - General Studies: Communication	Bowie State University	MD	4	2	14.3%
	Regent University	VA	4	1	7.1%
	Southeastern University	FL	4	1	7.1%
	St. Mary's College of Maryland	MD	4	2	14.3%
	University of Colorado Boulder	CO	4	1	7.1%
	University of Maryland - Baltimore County	MD	4	1	7.1%
	University of Maryland - College Park	MD	4	1	7.1%
	University of Maryland - Global Campus	MD	4	5	35.7%
	<i>Total</i>			<i>14</i>	<i>100.0%</i>
Associates of Arts - General Studies: Criminal Justice	Bowie State University	MD	4	1	2.6%
	Coastal Carolina University	SC	4	1	2.6%
	Devry University	IL	4	1	2.6%
	Frostburg State University	MD	4	1	2.6%
	Liberty University	VA	4	1	2.6%
	Southern New Hampshire	NH	4	1	2.6%
	St. Mary's College of Maryland	MD	4	1	2.6%
	Towson University	MD	4	6	15.8%
	University of Mary Washington	VA	4	1	2.6%
	University of Maryland - Baltimore County	MD	4	1	2.6%
	University of Maryland - College Park	MD	4	7	18.4%
	University of Maryland - Global Campus	MD	4	14	36.8%
	University of North Carolina - Charlotte	NC	4	1	2.6%
	Virginia State University	VA	4	1	2.6%
	<i>Total</i>			<i>38</i>	<i>100.0%</i>
Associates of Arts - General Studies: English	St. Mary's College of Maryland	MD	4	2	25.0%
	University of Mary Washington	VA	4	1	12.5%

College of Southern Maryland
Annual Graduate Transfer Report
Transfers by Program of Study^a and College/University
Fiscal Year 2018 Cohort

Program of Study at CSM	Transfer Institution	State^b	Two-/Four-Year	N	%
	University of Maryland - Baltimore County	MD	4	1	12.5%
	University of Maryland - Global Campus	MD	4	4	50.0%
	<i>Total</i>			8	100.0%
Associates of Arts - General Studies: Forensic Studies	University of Maryland - Global Campus	MD	4	1	100.0%
	<i>Total</i>			1	100.0%
Associates of Arts - General Studies: Media Studies	Stevenson University	MD	4	1	50.0%
	University of Maryland - Global Campus	MD	4	1	50.0%
	<i>Total</i>			2	100.0%
Associates of Arts - Teacher Education: Early Childhood	University of Northern Colorado	CO	4	1	100.0%
	<i>Total</i>			1	100.0%
Associates of Arts - Teacher Education: Secondary	East Carolina University	NC	4	1	16.7%
	Frostburg State University	MD	4	1	16.7%
	Southern New Hampshire	NH	4	1	16.7%
	University of Maryland - College Park	MD	4	1	16.7%
	University of Maryland - Global Campus	MD	4	2	33.3%
	<i>Total</i>			6	100.0%
Certificate - Accounting: Advanced	Embry-Riddle Aeronautical Univ.-Worldwide Campus	FL	4	1	5.0%
	Towson University	MD	4	1	5.0%
	University of Maryland - Baltimore County	MD	4	1	5.0%
	University of Maryland - Global Campus	MD	4	17	85.0%
	<i>Total</i>			20	100.0%
Certificate - Accounting: Basic	Bowie State University	MD	4	1	3.8%
	Liberty University	VA	4	1	3.8%
	Shenandoah University	VA	4	1	3.8%
	Towson University	MD	4	1	3.8%
	University of Maryland - Baltimore County	MD	4	1	3.8%
	University of Maryland - Global Campus	MD	4	21	80.8%
	<i>Total</i>			26	100.0%
Certificate - Advanced Fitness Manager	Anne Arundel Community College	MD	2	1	100.0%
	<i>Total</i>			1	100.0%
Certificate - Basic Fitness Manager	Anne Arundel Community College	MD	2	1	100.0%
	<i>Total</i>			1	100.0%
Certificate - Business Management	Notre Dame of Maryland University	MD	4	1	8.3%
	Salisbury University	MD	4	1	8.3%
	University of Maryland - Global Campus	MD	4	10	83.3%
	<i>Total</i>			12	100.0%
Certificate - Criminal Justice	Eastern Gateway Community College	OH	2	1	25.0%
	University of Maryland - Global Campus	MD	4	2	50.0%
	University of Phoenix	AZ	4	1	25.0%
	<i>Total</i>			4	100.0%
Certificate - Cybersecurity	Towson University	MD	4	1	8.3%
	University of Maryland - Global Campus	MD	4	11	91.7%
	<i>Total</i>			12	100.0%
Certificate - Electronics Technology: Basic	Arizona State University	AZ	4	1	100.0%
	<i>Total</i>			1	100.0%
Certificate - Emergency Medical Services: Paramedic	St. Mary's College of Maryland	MD	4	1	33.3%
	University of Mary Washington	VA	4	1	33.3%
	University of Maryland - Global Campus	MD	4	1	33.3%
	<i>Total</i>			3	100.0%
Certificate - Engineering Technology	Excelsior College	NY	4	1	100.0%
	<i>Total</i>			1	100.0%

College of Southern Maryland
Annual Graduate Transfer Report
Transfers by Program of Study^a and College/University
Fiscal Year 2018 Cohort

Program of Study at CSM	Transfer Institution	State^b	Two-/Four-Year	N	%
Certificate - General Studies Transfer Certificate	Alderson Broaddus University	WV	4	1	0.2%
	American Public University System	WV	4	5	1.2%
	Arizona State University	AZ	4	3	0.7%
	Bowie State University	MD	4	11	2.5%
	Campbell University	NC	4	2	0.5%
	Capella University	MN	4	1	0.2%
	Central Georgia Technical College	GA	2	1	0.2%
	Chamberlain University	IL	4	6	1.4%
	Clarion University of Pennsylvania	PA	4	1	0.2%
	Coastal Carolina University	SC	4	3	0.7%
	Colorado Technical University	CO	4	1	0.2%
	Concordia University	NE	4	1	0.2%
	Coppin State University	MD	4	1	0.2%
	East Carolina University	NC	4	1	0.2%
	Elizabethtown Community College	KY	2	1	0.2%
	Embry-Riddle Aeronautical Univ.-Worldwide Campus	FL	4	2	0.5%
	Excelsior College	NY	4	1	0.2%
	Flagler College	FL	4	1	0.2%
	Frostburg State University	MD	4	12	2.8%
	George Mason University	VA	4	2	0.5%
	George Washington University	DC	4	2	0.5%
	Glenville State College	WV	4	1	0.2%
	Grand Canyon University	AZ	4	1	0.2%
	Howard University	DC	4	1	0.2%
	Indiana Wesleyan University	IN	4	1	0.2%
	Ivy Tech Community College	IN	2	1	0.2%
	James Madison University	VA	4	2	0.5%
	Johnson University - Florida	FL	4	1	0.2%
	Kansas State University	KS	4	1	0.2%
	Kennesaw State University	GA	4	1	0.2%
	Liberty University	VA	4	5	1.2%
	Longwood University	VA	4	1	0.2%
	Marymount University	VA	4	2	0.5%
	Montgomery College	MD	2	1	0.2%
	Morgan State University	MD	4	5	1.2%
	Northern Vermont University	VT	4	1	0.2%
	Notre Dame of Maryland University	MD	4	7	1.6%
	Nova Southeastern University	FL	4	1	0.2%
	Old Dominion University	VA	4	1	0.2%
	Prince George's Community College	MD	2	4	0.9%
	Regent University	VA	4	3	0.7%
	Salisbury University	MD	4	32	7.4%
	Savannah College of Art and Design	GA	4	1	0.2%
	School of The Art Institute of Chicago	IL	4	1	0.2%
	Shepherd University	WV	4	1	0.2%
	Southern New Hampshire	NH	4	2	0.5%
	St. Mary's College of Maryland	MD	4	31	7.2%
	St. Petersburg College	FL	4	1	0.2%
	Stevenson University	MD	4	3	0.7%
	Stonehill College	MA	4	1	0.2%

College of Southern Maryland
Annual Graduate Transfer Report
Transfers by Program of Study^a and College/University
Fiscal Year 2018 Cohort

Program of Study at CSM	Transfer Institution	State^b	Two-/Four-Year	N	%
	Suny Binghamton	NY	4	1	0.2%
	Temple University	PA	4	1	0.2%
	Texas State University - San Marcos	TX	4	1	0.2%
	The Catholic University of America	DC	4	1	0.2%
	The University of Memphis - Lambuth Campus	TN	4	1	0.2%
	Tidewater Community College	VA	2	1	0.2%
	Towson University	MD	4	44	10.2%
	Trident University International	CA	4	1	0.2%
	University of Baltimore	MD	4	2	0.5%
	University of Bridgeport	CT	4	1	0.2%
	University of Central Florida	FL	4	2	0.5%
	University of Colorado Boulder	CO	4	1	0.2%
	University of Florida	FL	4	1	0.2%
	University of Mary Washington	VA	4	3	0.7%
	University of Maryland - Baltimore County	MD	4	11	2.5%
	University of Maryland - Baltimore	MD	4	1	0.2%
	University of Maryland - College Park	MD	4	61	14.1%
	University of Maryland - Global Campus	MD	4	109	25.2%
	University of Maryland Eastern Shore	MD	4	1	0.2%
	University of North Carolina - Greensboro	NC	4	1	0.2%
	University of North Florida	FL	4	1	0.2%
	University of Northern Colorado	CO	4	1	0.2%
	University of Oklahoma	OK	4	1	0.2%
	University of South Florida	FL	4	2	0.5%
	University of Texas Arlington	TX	4	1	0.2%
	Walden University	MN	4	1	0.2%
	Washington Adventist University	MD	4	1	0.2%
	West Liberty University	WV	4	1	0.2%
	West Virginia University	WV	4	4	0.9%
	Western Governors University	UT	4	1	0.2%
	<i>Total</i>			<i>432</i>	<i>100.0%</i>
Certificate - Graphic Design	Towson University	MD	4	1	50.0%
	University of Maryland - Baltimore County	MD	4	1	50.0%
	<i>Total</i>			<i>2</i>	<i>100.0%</i>
Certificate - Human Services: Alcohol and Drug Counseling	Liberty University	VA	4	1	100.0%
	<i>Total</i>			<i>1</i>	<i>100.0%</i>
Certificate - Human Services: Mental Health Technician	Salisbury University	MD	4	1	50.0%
	University of Maryland - Global Campus	MD	4	1	50.0%
	<i>Total</i>			<i>2</i>	<i>100.0%</i>
Certificate - Information Services Technology	University of Maryland - Global Campus	MD	4	2	100.0%
	<i>Total</i>			<i>2</i>	<i>100.0%</i>
Certificate - Network Technology	Capella University	MN	4	1	5.0%
	Towson University	MD	4	1	5.0%
	University of Maryland - Global Campus	MD	4	18	90.0%
	<i>Total</i>			<i>20</i>	<i>100.0%</i>
Certificate - Photography	Salisbury University	MD	4	1	100.0%
	<i>Total</i>			<i>1</i>	<i>100.0%</i>
Certificate - Small Business Entrepreneurship	University of Maryland - Global Campus	MD	4	1	100.0%
	<i>Total</i>			<i>1</i>	<i>100.0%</i>

College of Southern Maryland
Annual Graduate Transfer Report
Transfers by Program of Study^a and College/University
Fiscal Year 2018 Cohort

Program of Study at CSM	Transfer Institution	State^b	Two-/Four-Year	N	%
Certificate - Technical Support	University of Maryland - Global Campus	MD	4	3	100.0%
	<i>Total</i>			<i>3</i>	<i>100.0%</i>
Certificate - Web Developer	University of Maryland - Global Campus	MD	4	1	100.0%
	<i>Total</i>			<i>1</i>	<i>100.0%</i>

^aIncludes all awards received by graduates (i.e., if a student received more than one award, they are shown more than once in this table).

^bIncludes the District of Columbia

This page is intentionally left blank.

Section 5

Ranking of Transfers to Two-Year Institutions

**College of Southern Maryland
Annual Graduate Transfer Report**

**Ranking of Transfers to Two-Year Institutions (descending by number of transfers) - Top Institution Highlighted
Fiscal Year 2018 Cohort**

Ranking	Transfer Institution	State	N	%
1	Prince George's Community College	MD	6	42.9%
	Anne Arundel Community College	MD	1	7.1%
	Austin Community College	TX	1	7.1%
	Central Georgia Technical College	GA	1	7.1%
	Eastern Gateway Community College	OH	1	7.1%
	Elizabethtown Community College	KY	1	7.1%
	Ivy Tech Community College	IN	1	7.1%
	Montgomery College	MD	1	7.1%
	Tidewater Community College	VA	1	7.1%
Total Transfers to Two-Year Institutions			14	

Section 6

Ranking of Transfers to Four-Year Institutions

College of Southern Maryland
Annual Graduate Transfer Report
Ranking of Transfers to Four-Year Institutions (descending by number of transfers) - Top 10 Highlighted
Fiscal Year 2018 Cohort

Ranking	Transfer Institution	State^a	N	%
1	University of Maryland - Global Campus	MD	265	32.9%
2	University of Maryland - College Park	MD	122	15.2%
3	Towson University	MD	73	9.1%
4	Salisbury University	MD	46	5.7%
5	St. Mary's College of Maryland	MD	43	5.3%
6	Bowie State University	MD	21	2.6%
7	University of Maryland - Baltimore County	MD	20	2.5%
8	Frostburg State University	MD	19	2.4%
T9	Chamberlain University	IL	12	1.5%
T9	Notre Dame of Maryland University	MD	12	1.5%
	Capella University	MN	10	1.2%
	Morgan State University	MD	8	1.0%
	American Public University System	WV	7	0.9%
	Liberty University	VA	7	0.9%
	Western Governors University	UT	7	0.9%
	Arizona State University	AZ	6	0.7%
	Southern New Hampshire	NH	5	0.6%
	West Virginia University	WV	5	0.6%
	Coastal Carolina University	SC	4	0.5%
	George Mason University	VA	4	0.5%
	Grand Canyon University	AZ	4	0.5%
	University of Maryland-Baltimore	MD	4	0.5%
	Embry-Riddle Aeronautical Univ.-Worldwide Campus	FL	3	0.4%
	Marymount University	VA	3	0.4%
	Regent University	VA	3	0.4%
	Stevenson University	MD	3	0.4%
	University of Mary Washington	VA	3	0.4%
	University of Phoenix	AZ	3	0.4%
	Campbell University	NC	2	0.2%
	Excelsior College	NY	2	0.2%
	George Washington University	DC	2	0.2%
	James Madison University	VA	2	0.2%
	Temple University	PA	2	0.2%
	University of Baltimore	MD	2	0.2%
	University of Central Florida	FL	2	0.2%
	University of North Carolina - Wilmington	NC	2	0.2%
	University of South Florida	FL	2	0.2%
	University of Texas Arlington	TX	2	0.2%
	Walden University	MN	2	0.2%
	West Liberty University	WV	2	0.2%
	Academy of Art University	CA	1	0.1%
	Alderson Broaddus University	WV	1	0.1%
	Clarion University of Pennsylvania	PA	1	0.1%
	College of Coastal Georgia	GA	1	0.1%

College of Southern Maryland
Annual Graduate Transfer Report
Ranking of Transfers to Four-Year Institutions (descending by number of transfers) - Top 10 Highlighted
Fiscal Year 2018 Cohort

Ranking	Transfer Institution	State^a	N	%
	Colorado State University	CO	1	0.1%
	Colorado Technical University	CO	1	0.1%
	Concordia University	IL	1	0.1%
	Coppin State University	MD	1	0.1%
	Devry University	IL	1	0.1%
	Drexel University	PA	1	0.1%
	East Carolina University	NC	1	0.1%
	Elon University	NC	1	0.1%
	Flagler College	FL	1	0.1%
	Florida International University	FL	1	0.1%
	Georgia Southern University	GA	1	0.1%
	Glenville State College	WV	1	0.1%
	Howard University	DC	1	0.1%
	Indiana Wesleyan University	IN	1	0.1%
	Johnson University - Florida	FL	1	0.1%
	Kansas State University	KS	1	0.1%
	Kennesaw State University	GA	1	0.1%
	Longwood University	VA	1	0.1%
	Mount St. Mary's University	MD	1	0.1%
	North Carolina A&T State University	NC	1	0.1%
	Northern Vermont University	VT	1	0.1%
	Nova Southeastern University	FL	1	0.1%
	Old Dominion University	VA	1	0.1%
	Pennsylvania State University	PA	1	0.1%
	Roanoke College	VA	1	0.1%
	Savannah College of Art and Design	GA	1	0.1%
	School of The Art Institute of Chicago	IL	1	0.1%
	Shenandoah University	VA	1	0.1%
	Shepherd University	WV	1	0.1%
	Southeastern University	FL	1	0.1%
	St. Petersburg College	FL	1	0.1%
	State College of Florida Manatee - Sarasota	FL	1	0.1%
	Stonehill College	MA	1	0.1%
	Strayer University - Washington	DC	1	0.1%
	Suny Binghamton	NY	1	0.1%
	Texas State University - San Marcos	TX	1	0.1%
	The Catholic University of America	DC	1	0.1%
	The University of Memphis - Lambuth Campus	TN	1	0.1%
	Thomas Jefferson University	PA	1	0.1%
	Trident University International	CA	1	0.1%
	University of Bridgeport	CT	1	0.1%
	University of Central Oklahoma	OK	1	0.1%
	University of Colorado Boulder	CO	1	0.1%
	University of Florida	FL	1	0.1%

College of Southern Maryland
Annual Graduate Transfer Report
Ranking of Transfers to Four-Year Institutions (descending by number of transfers) - Top 10 Highlighted
Fiscal Year 2018 Cohort

Ranking	Transfer Institution	State^a	N	%
	University of Maine at Augusta	ME	1	0.1%
	University of Maryland Eastern Shore	MD	1	0.1%
	University of North Carolina - Charlotte	NC	1	0.1%
	University of North Carolina - Greensboro	NC	1	0.1%
	University of North Florida	FL	1	0.1%
	University of Northern Colorado	CO	1	0.1%
	University of Oklahoma	OK	1	0.1%
	University of West Florida	FL	1	0.1%
	Virginia Commonwealth University	VA	1	0.1%
	Virginia State University	VA	1	0.1%
	Washington Adventist University	MD	1	0.1%
Total Transfers to Four-Year Institutions			805	

^aIncludes the District of Columbia