



Annual Transfer Report

November 2018

Planning, Institutional Effectiveness, and Research Department

Kelly McMurray, Ph.D., *Associate Vice President*

Chip Keech, *Senior Associate Director*

Joseph Barton, *Research Analyst*

Stefon Williams, *Research Analyst*

Donna Staff, *Research Assistant*

This page is intentionally left blank.

**College of Southern Maryland
Annual Transfer Report**

Table of Contents

List of Tables	i
List of Figures	i
Executive Summary	iii
Section 1: Summary ~ Two-Year and Four Year Transfers	1
Section 2: Transfers to Two Year Institutions by State and College/University	7
Section 3: Transfers to Four Year Institutions by State and College/University	11
Section 4: Transfers by CSM Program of Study and College/University	19
Section 5: Ranking of Transfers to Two-Year Institutions	39
Section 6: Ranking of Transfers to Four-Year Institutions	43

List of Tables

Table 1. Number and Percent in Cohort who Transferred	2
Table 2. All Transfers by Institution Location and Type	3
Table 3. Transfers to Public Institutions by Institution Location and Type	4
Table 4. Transfers to Private Institutions by Institution Location and Type	5
Table 5. Historical Comparisons	6

List of Figures

Figure 1. Percent of All Transfers by Institution Location and Type	3
Figure 2. Percent of Transfers to Public Institutions by Institution Location and Type	4
Figure 3. Percent of Transfers to Private Institutions by Institution Location and Type	5
Figure 4. Historical Comparisons -- Percent of Students in the Cohort who Transferred	6

This page is intentionally left blank.

Executive Summary

Each year, the Planning, Institutional Effectiveness, and Research Department (PIER) prepares a report of transfer information of students who were enrolled at the College of Southern Maryland (CSM) during an academic year and transferred to another institution during the next academic year.

This report examines the cohort of CSM students who: 1) were enrolled on the census date of the Fall 2016, Spring 2017, and/or Summer 2017 terms; 2) had 12 or more cumulative credits earned by the end of the Summer 2017 term; and 3) transferred to another institution within the subsequent academic year. The report includes a summary of the transfer information, transfers by state and institution, transfers by CSM program of study, and rankings of transfer institutions.

Highlights of the Report

- Of the 7,007 students in the 25.4% (1,778) transferred to another institution within the subsequent academic year.
- When examining the students by the type of institution to which they transferred, 23.2% (1,625) transferred to four-year institutions, and 2.2% (153) transferred to two-year institutions. The majority of students who transferred, 71.2%, enrolled at an in-state institution.
- The 1,778 students who transferred went to 260 different institutions in 44 states, and the District of Columbia. Of those,
 - 1,625 students transferred to 209 different four-year institutions in 44 states and the District of Columbia; and
 - 153 students transferred to 51 different two-year institutions in 24 states.
- More than two-thirds (68.9%) of the students who transferred to four-year institutions enrolled at the following top ten transfer institutions (the number of students transferred and percent of the total who transferred to four-year institutions is shown below) [p. 44]:
 - University of Maryland – University College (401 students, 24.7%)
 - University of Maryland – College Park (192 students, 11.8%)
 - Towson University (189 students, 11.6%)
 - Salisbury University (105 students, 6.5%)
 - St. Mary's College of Maryland (58 students, 3.6%)
 - University of Maryland – Baltimore County (42 students, 2.6%)
 - Frostburg State University (42 students, 2.6%)
 - Bowie State University (35 students, 2.2%)
 - Notre Dame of Maryland University (34 students, 2.1%)
 - University of Maryland – Baltimore (21 students, 1.3%)

- Over one-half (64.7%) of the students who transferred to two-year institutions enrolled at the following top five transfer institutions (the number of students transferred and percent of the total who transferred to two-year institutions is shown below) [p. 36]:
 - Prince George's Community College (54 students, 35.3%)
 - Anne Arundel Community College (20 students, 13.1%)
 - Community College of Baltimore County (11 students, 7.2%)
 - Northern Virginia Community College (8 students, 5.2%)
 - Howard Community College (6 students, 3.9%)

- The programs with the top five largest transfers were:
 - Associate of Arts – General Studies (538 transfers)
 - Associate of Science – Business Administration (159 transfers)
 - Associate of Science – Nursing (76 transfers)
 - Associate of Arts – Arts and Sciences (75 transfers)
 - Associate of Science – Engineering (74 transfers)

Section 1

Summary: Two-Year and Four-Year Transfers

College of Southern Maryland
Annual Transfer Report
Summary
Fall 2016, Spring 2017, Summer 2017 Cohort

Table 1. Number and Percent in Cohort who Transferred

Total Number of Students in Cohort	7,007	Percent of Cohort
Total Transfers	1,778	25.4%
Transfers by Institution Type		
Four-Year	1,625	23.2%
Two-Year	153	2.2%
Transfers by Institution Location		
In-state	1,266	18.1%
Out-of-state	512	7.3%

Note. The cohort includes students enrolled on the census date of the Fall 2016, Spring 2017, and/or Summer 2017 terms (data source: Student Characteristics files) and had 12 or more cumulative credits earned by the end of the Summer 2017 term (data source: CROA). The transfer data was retrieved from the National Student Clearinghouse on September 14, 2018. The transfer date range (enrollment begin date at transfer institution) includes January 2017 through June 2018.

Table 2. All Transfers by Institution Location and Type

Institution Type		Institution Location		Total
		In-State	Out-of-State	
All Types	N	1,266	512	1,778
	%	71.2%	28.8%	100.0%
Four-Year	N	1,169	456	1,625
	%	65.7%	25.6%	91.4%
Two-Year	N	97	56	153
	%	5.5%	3.1%	8.6%

Note. The percentages displayed are the percentages of the total number of transfers (1,778).

Figure 1. Percent of All Transfers by Institution Location and Type

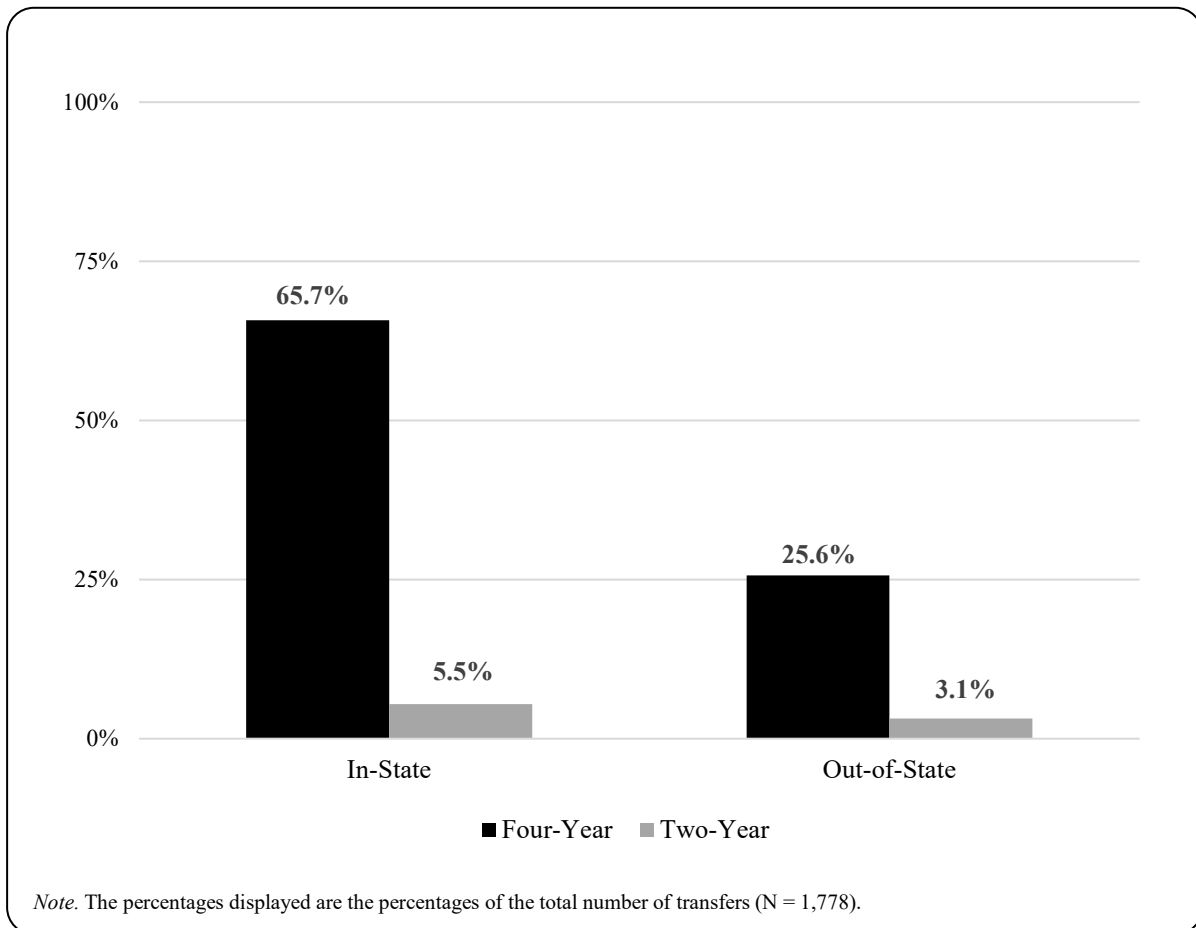


Table 3. Transfers to Public Institutions by Institution Location and Type

Institution Type		Institution Location		Total
		In-State	Out-of-State	
Public	N	1,206	250	1,456
	%	82.8%	17.2%	100.0%
Four-Year	N	1,109	196	1,305
	%	76.2%	13.5%	89.6%
Two-Year	N	97	54	151
	%	6.7%	3.7%	10.4%

Note. The percentages displayed in the table above are the percentages of the total number of transfers to public institutions (1,456).

Figure 2. Percent of Transfers to Public Institutions by Institution Location and Type

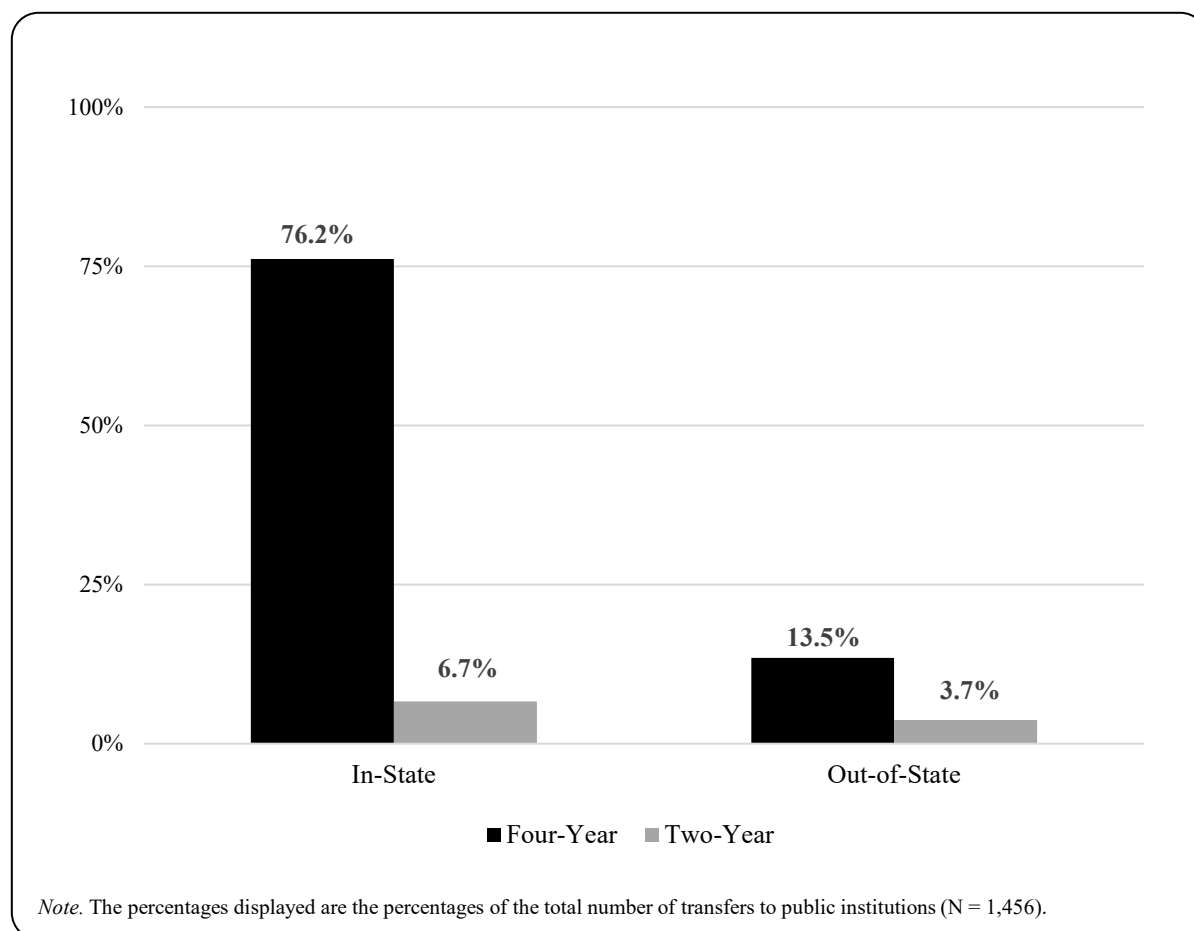


Table 4. Transfers to Private Institutions by Institution Location and Type

Institution Type		Institution Location		Total
		In-State	Out-of-State	
Private	N	60	262	322
	%	18.6%	81.4%	100.0%
Four-Year	N	60	260	320
	%	18.6%	80.7%	99.4%
Two-Year	N	0	2	2
	%	0.0%	0.6%	0.6%

Note. The percentages displayed in the table above are the percentages of the total number of transfers to private institutions (322).

Figure 3. Percent of Transfers to Private Institutions by Institution Location and Type

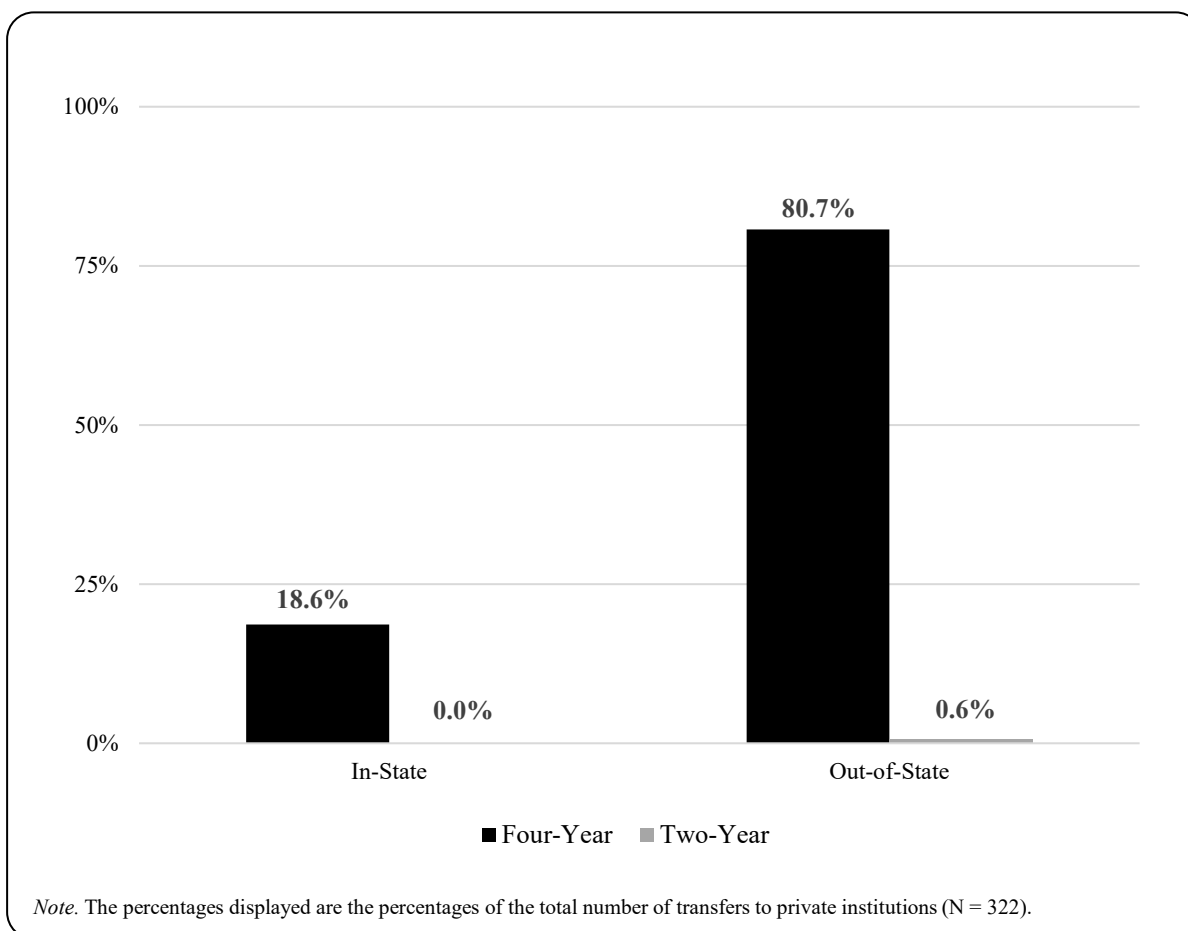
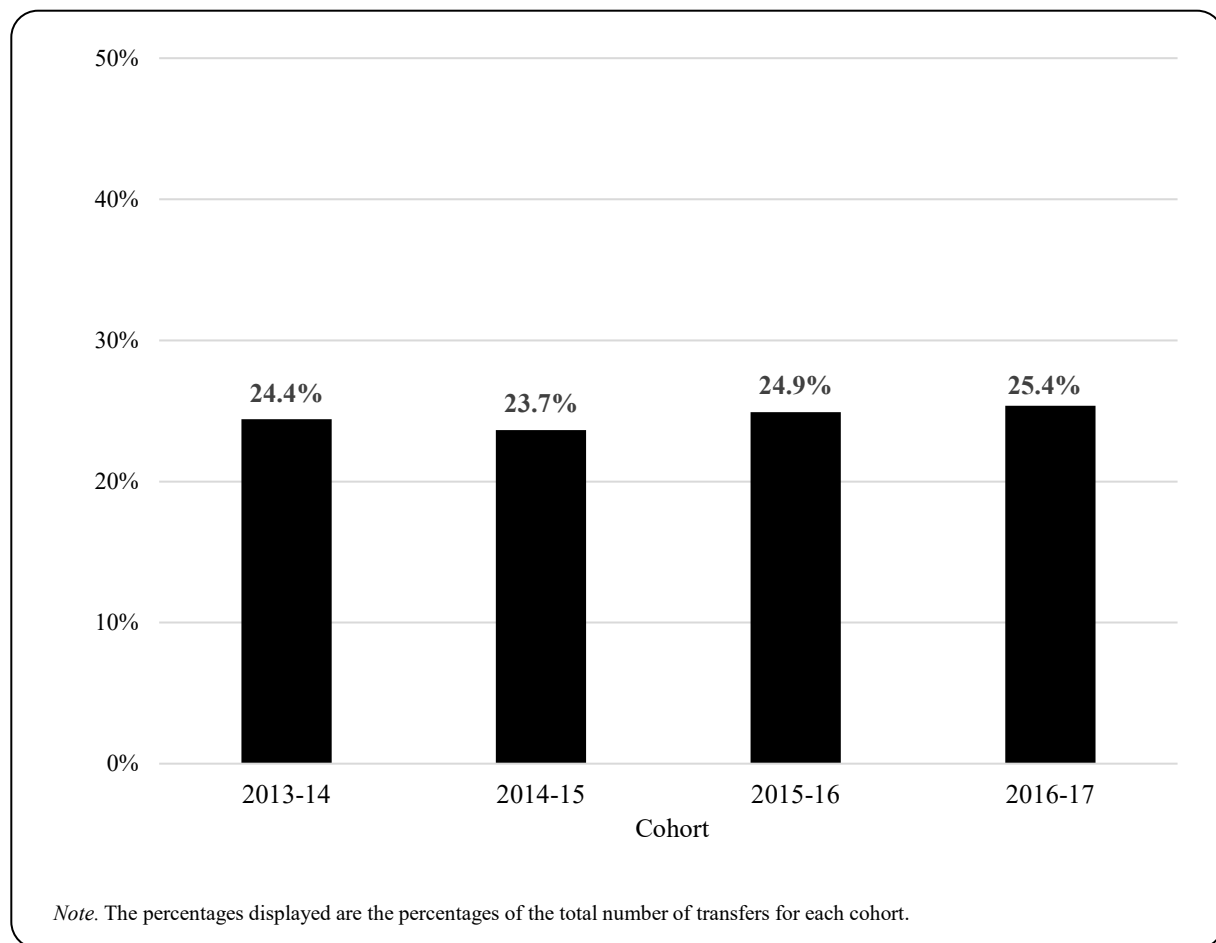


Table 5. Historical Comparisons

	Cohort			
	2013-14	2014-15	2015-16	2016-17
Total Students in Cohort	8,114	7,835	7,501	7,007
Total Transfers	1,980	1,853	1,869	1,778
<i>Percent of Total Cohort</i>	<i>24.4%</i>	<i>23.7%</i>	<i>24.9%</i>	<i>25.4%</i>
Transfers by Institution Type				
Four-Year	1,762	1,643	1,682	1,625
<i>Percent of Total Cohort</i>	<i>21.7%</i>	<i>21.0%</i>	<i>22.4%</i>	<i>23.2%</i>
Two-Year	218	210	187	153
<i>Percent of Total Cohort</i>	<i>2.7%</i>	<i>2.7%</i>	<i>2.5%</i>	<i>2.2%</i>
Transfers by Institution Location				
In-state	1,414	1,291	1,299	1,266
<i>Percent of Total Cohort</i>	<i>17.4%</i>	<i>16.5%</i>	<i>17.3%</i>	<i>18.1%</i>
Out-of-state	566	562	570	512
<i>Percent of Total Cohort</i>	<i>7.0%</i>	<i>7.2%</i>	<i>7.6%</i>	<i>7.3%</i>

Figure 4. Historical Comparisons -- Percent of Students in the Cohort who Transferred



Section 2

Transfers to Two-Year Institutions by State and College/University

College of Southern Maryland
Annual Transfer Report
Transfers to Two-Year Institutions by State and College/University
(Total Number of Transfers to Two-Year Institutions = 153)
Fall 2016, Spring 2017, and Summer 2017 Cohort

State	Two-Year Institution Name	N	%
AL	Shelton State Community College	1	0.7%
	<i>Total</i>	<i>1</i>	<i>0.7%</i>
AZ	Coconino Community College	1	0.7%
	Mesa Community College	1	0.7%
	<i>Total</i>	<i>2</i>	<i>1.3%</i>
CA	College of Alameda	1	0.7%
	San Diego Mesa College	1	0.7%
	San Diego Miramar College	1	0.7%
	Southwestern College	1	0.7%
	<i>Total</i>	<i>4</i>	<i>2.6%</i>
CO	Morgan Community College	1	0.7%
	<i>Total</i>	<i>1</i>	<i>0.7%</i>
DE	Delaware Technical and Community - Terry	2	1.3%
	<i>Total</i>	<i>2</i>	<i>1.3%</i>
GA	Savannah Technical College	1	0.7%
	<i>Total</i>	<i>1</i>	<i>0.7%</i>
IL	Waubensee Community College	1	0.7%
	<i>Total</i>	<i>1</i>	<i>0.7%</i>
IN	Ivy Tech Community College	2	1.3%
	<i>Total</i>	<i>2</i>	<i>1.3%</i>
KS	Barton Community College	1	0.7%
	<i>Total</i>	<i>1</i>	<i>0.7%</i>
MA	Roxbury Community College	1	0.7%
	<i>Total</i>	<i>1</i>	<i>0.7%</i>
MD	Allegany College of Maryland	1	0.7%
	Anne Arundel Community College	20	13.1%
	Carroll Community College	1	0.7%
	Community College of Baltimore County	11	7.2%
	Frederick Community College	1	0.7%
	Harford Community College	1	0.7%
	Howard Community College	6	3.9%
	Montgomery College	1	0.7%
	Montgomery College - Takoma Park	1	0.7%
	Prince George's Community College	54	35.3%
	<i>Total</i>	<i>97</i>	<i>63.4%</i>
MI	Kalamazoo Valley Community College	1	0.7%
	<i>Total</i>	<i>1</i>	<i>0.7%</i>
MN	Itasca Community College	1	0.7%
	<i>Total</i>	<i>1</i>	<i>0.7%</i>
MO	St Charles Community College	1	0.7%
	<i>Total</i>	<i>1</i>	<i>0.7%</i>
NC	Alamance Community College	1	0.7%
	Catawba Valley Community College	1	0.7%
	Vance-Granville Community College	1	0.7%
	<i>Total</i>	<i>3</i>	<i>2.0%</i>
NM	San Juan College	1	0.7%

College of Southern Maryland
Annual Transfer Report
Transfers to Two-Year Institutions by State and College/University
(Total Number of Transfers to Two-Year Institutions = 153)
Fall 2016, Spring 2017, and Summer 2017 Cohort

State	Two-Year Institution Name	N	%
	<i>Total</i>	<i>1</i>	<i>0.7%</i>
NY	Suny Mohawk Valley Community College	1	0.7%
	Suny Monroe Community College	2	1.3%
	<i>Total</i>	<i>3</i>	<i>2.0%</i>
OH	Eastern Gateway Community College	3	2.0%
	Lakeland Community College	1	0.7%
	<i>Total</i>	<i>4</i>	<i>2.6%</i>
PA	Delaware County Community College	1	0.7%
	Harrisburg Area Community College	3	2.0%
	<i>Total</i>	<i>4</i>	<i>2.6%</i>
SC	Midlands Technical College	1	0.7%
	<i>Total</i>	<i>1</i>	<i>0.7%</i>
TN	Columbia State Community College	1	0.7%
	Southwest Tennessee Community College	1	0.7%
	<i>Total</i>	<i>2</i>	<i>1.3%</i>
TX	Austin Community College	1	0.7%
	Blinn College- Bryan Campus	1	0.7%
	Lone Star College System District	1	0.7%
	<i>Total</i>	<i>3</i>	<i>2.0%</i>
VA	ECPI University - Manassas	1	0.7%
	ECPI University - Newport News	1	0.7%
	Germanna Community College	2	1.3%
	Northern Virginia Community College	8	5.2%
	Piedmont Virginia Comm College	1	0.7%
	Tidewater Community College	1	0.7%
	<i>Total</i>	<i>14</i>	<i>9.2%</i>
WA	Everett Community College	1	0.7%
	Spokane Community College	1	0.7%
	<i>Total</i>	<i>2</i>	<i>1.3%</i>
Total Transfers to Two-Year Institutions		153	

This page is intentionally left blank.

Section 3

Transfers to Four-Year Institutions by State and College/University

College of Southern Maryland
Annual Transfer Report
Transfers to Four-Year Institutions by State and College/University
(Total Number of Transfers to Four-Year Institutions = 1,625)
Fall 2016, Spring 2017, and Summer 2017 Cohort

State^a	Four-Year Institution Name	N	%
AL	Columbia Southern University	1	0.1%
	Jacksonville State University	1	0.1%
	The University of Alabama In Huntsville	1	0.1%
	University of Alabama	2	0.1%
	University of Alabama Birmingham-Traditional	1	0.1%
	<i>Total</i>	6	0.4%
AR	University of Arkansas at Fayetteville	1	0.1%
	<i>Total</i>	1	0.1%
AZ	Arizona State University	9	0.6%
	Embry-Riddle Aeronautical University - Arizona	1	0.1%
	Grand Canyon University	12	0.7%
	Northern Arizona University	1	0.1%
	University of Arizona	1	0.1%
	University of Phoenix	6	0.4%
	<i>Total</i>	30	1.8%
CA	Academy of Art University	1	0.1%
	Ashford University	3	0.2%
	National University	1	0.1%
	Trident University International	1	0.1%
	<i>Total</i>	6	0.4%
CO	Colorado State University	2	0.1%
	Colorado Technical University	2	0.1%
	University of Colorado Boulder	1	0.1%
	<i>Total</i>	5	0.3%
CT	University of Bridgeport	1	0.1%
	University of Connecticut	1	0.1%
	<i>Total</i>	2	0.1%
DC	American University	1	0.1%
	George Washington University	6	0.4%
	Georgetown University	1	0.1%
	Howard University	3	0.2%
	Strayer University-Washington	7	0.4%
	The Catholic University of America	2	0.1%
	Trinity Washington University	1	0.1%
	<i>Total</i>	21	1.3%
DE	Delaware State University	3	0.2%
	University of Delaware	1	0.1%
	<i>Total</i>	4	0.2%
FL	Ave Maria University	2	0.1%
	Daytona State College	1	0.1%
	Eckerd College	1	0.1%
	Embry-Riddle Aeronautical Univ.-Worldwide Campus	6	0.4%
	Embry-Riddle Aeronautical University - Daytona	2	0.1%
	Flagler College	4	0.2%
	Florida International University	2	0.1%
	Florida Southwestern State College	1	0.1%

College of Southern Maryland
Annual Transfer Report
Transfers to Four-Year Institutions by State and College/University
(Total Number of Transfers to Four-Year Institutions = 1,625)
Fall 2016, Spring 2017, and Summer 2017 Cohort

State^a	Four-Year Institution Name	N	%
	Florida State College at Jacksonville	1	0.1%
	Jacksonville University	1	0.1%
	Northwest Florida State College	1	0.1%
	Nova Southeastern University	1	0.1%
	Palm Beach atlantic University	1	0.1%
	Pasco-Hernando State College	1	0.1%
	Pensacola State College	2	0.1%
	Saint Leo University	1	0.1%
	Seminole State College of Florida	2	0.1%
	St Johns River Community College	2	0.1%
	State College of Florida Manatee-Sarasota	1	0.1%
	University of Central Florida	1	0.1%
	University of Florida	1	0.1%
	University of North Florida	2	0.1%
	University of South Florida	6	0.4%
	University of St Augustine For Health Sciences	1	0.1%
	University of West Florida	1	0.1%
	Valencia College	4	0.2%
	<i>Total</i>	<i>49</i>	<i>3.0%</i>
GA	Piedmont College	1	0.1%
	Savannah College of Art And Design	1	0.1%
	<i>Total</i>	<i>2</i>	<i>0.1%</i>
IA	Iowa State University	1	0.1%
	Purdue University Global	5	0.3%
	University of Iowa	1	0.1%
	<i>Total</i>	<i>7</i>	<i>0.4%</i>
ID	Boise State University	1	0.1%
	Brigham Young University - Idaho Spring/Fall	1	0.1%
	<i>Total</i>	<i>2</i>	<i>0.1%</i>
IL	American Intercontinental University	1	0.1%
	Chamberlain University	20	1.2%
	Moody Bible Institute	1	0.1%
	Olivet Nazarene University Ug	1	0.1%
	School of The Art Institute of Chicago	1	0.1%
	<i>Total</i>	<i>24</i>	<i>1.5%</i>
IN	Indiana State University	1	0.1%
	Indiana Wesleyan University - Aps U/G	1	0.1%
	<i>Total</i>	<i>2</i>	<i>0.1%</i>
KS	Kansas State University	1	0.1%
	University of Kansas	1	0.1%
	<i>Total</i>	<i>2</i>	<i>0.1%</i>
KY	University of Kentucky	1	0.1%
	<i>Total</i>	<i>1</i>	<i>0.1%</i>
MA	Fisher College-Continuing Studies	1	0.1%
	Massachusetts Maritime Academy	1	0.1%
	Stonehill College	1	0.1%

College of Southern Maryland
Annual Transfer Report
Transfers to Four-Year Institutions by State and College/University
(Total Number of Transfers to Four-Year Institutions = 1,625)
Fall 2016, Spring 2017, and Summer 2017 Cohort

State^a	Four-Year Institution Name	N	%
	Worcester State University	1	0.1%
	<i>Total</i>	4	0.2%
MD	Bowie State University	35	2.2%
	Coppin State University	5	0.3%
	Frostburg State University	42	2.6%
	Hood College	3	0.2%
	Johns Hopkins University Arts Sciences Engineering	1	0.1%
	Maryland Institute College of Art	1	0.1%
	Morgan State University	10	0.6%
	Mount St Mary's University	2	0.1%
	Notre Dame of Maryland University	34	2.1%
	Salisbury University	105	6.5%
	St Marys College of Maryland	58	3.6%
	Stevenson University	19	1.2%
	Towson University	189	11.6%
	University of Baltimore	3	0.2%
	University of Maryland - Baltimore	21	1.3%
	University of Maryland - Baltimore County	42	2.6%
	University of Maryland - College Park	192	11.8%
	University of Maryland - University College	401	24.7%
	University of Maryland Eastern Shore	6	0.4%
	<i>Total</i>	1,169	71.9%
ME	Husson University	1	0.1%
	Purdue University Global- Augusta	1	0.1%
	University of Maine Presque Isle	1	0.1%
	<i>Total</i>	3	0.2%
MI	Eastern Michigan University	1	0.1%
	Jackson College	1	0.1%
	<i>Total</i>	2	0.1%
MN	Capella University	5	0.3%
	St Catherine University	1	0.1%
	Walden University	10	0.6%
	Winona State University	1	0.1%
	<i>Total</i>	17	1.0%
MO	Park University	2	0.1%
	University of Central Missouri	1	0.1%
	<i>Total</i>	3	0.2%
MS	Mississippi State University	3	0.2%
	<i>Total</i>	3	0.2%
MT	Carroll College	1	0.1%
	<i>Total</i>	1	0.1%
NC	Bennett College	1	0.1%
	Campbell University	1	0.1%
	Catawba College	1	0.1%
	Chowan University	1	0.1%
	East Carolina University	10	0.6%

College of Southern Maryland
Annual Transfer Report
Transfers to Four-Year Institutions by State and College/University
(Total Number of Transfers to Four-Year Institutions = 1,625)
Fall 2016, Spring 2017, and Summer 2017 Cohort

State^a	Four-Year Institution Name	N	%
	Gardner-Webb University	1	0.1%
	Meredith College	2	0.1%
	North Carolina A&T State University	3	0.2%
	University of North Carolina - Charlotte	2	0.1%
	University of North Carolina-Chapel Hill	1	0.1%
	University of North Carolina-Greensboro	1	0.1%
	University of North Carolina-Wilmington	2	0.1%
	<i>Total</i>	26	1.6%
NE	Bellevue University	1	0.1%
	<i>Total</i>	1	0.1%
NH	Southern New Hampshire	12	0.7%
	<i>Total</i>	12	0.7%
NJ	College of New Jersey	1	0.1%
	Stevens Institute of Technology	1	0.1%
	Thomas Edison State University	1	0.1%
	<i>Total</i>	3	0.2%
NM	University of New Mexico	1	0.1%
	<i>Total</i>	1	0.1%
NV	College of Southern Nevada	1	0.1%
	<i>Total</i>	1	0.1%
NY	Adelphi University	1	0.1%
	Cornell University	2	0.1%
	Cuny Bernard M. Baruch College	1	0.1%
	Cuny Lehman College	1	0.1%
	Excelsior College	7	0.4%
	Nazareth College of Rochester	1	0.1%
	Suny Binghamton	1	0.1%
	The New School	1	0.1%
	<i>Total</i>	15	0.9%
OH	Cedarville University	5	0.3%
	Franciscan University of Steubenville	1	0.1%
	Ohio University	1	0.1%
	University of Northwestern Ohio	1	0.1%
	<i>Total</i>	8	0.5%
OK	University of Central Oklahoma	1	0.1%
	<i>Total</i>	1	0.1%
OR	Oregon State University	2	0.1%
	<i>Total</i>	2	0.1%
PA	California University of Pennsylvania	1	0.1%
	Chestnut Hill College	1	0.1%
	Clarion University of Pennsylvania	1	0.1%
	Eastern University	2	0.1%
	Indiana University of Pennsylvania	3	0.2%
	Lincoln University	1	0.1%
	Messiah College	1	0.1%
	Pennsylvania State University	9	0.6%

College of Southern Maryland
Annual Transfer Report
Transfers to Four-Year Institutions by State and College/University
(Total Number of Transfers to Four-Year Institutions = 1,625)
Fall 2016, Spring 2017, and Summer 2017 Cohort

State^a	Four-Year Institution Name	N	%
	Point Park University	2	0.1%
	St Joseph's University	1	0.1%
	Temple University	2	0.1%
	University of Pennsylvania	1	0.1%
	University of Valley Forge	2	0.1%
	York College of Pennsylvania	2	0.1%
	<i>Total</i>	<i>29</i>	<i>1.8%</i>
RI	Johnson & Wales University	1	0.1%
	<i>Total</i>	<i>1</i>	<i>0.1%</i>
SC	Clemson University	3	0.2%
	Coastal Carolina University	14	0.9%
	College of Charleston	2	0.1%
	Limestone College	1	0.1%
	Newberry College	2	0.1%
	North Greenville University	1	0.1%
	University of South Carolina	3	0.2%
	University of South Carolina Beaufort	1	0.1%
	<i>Total</i>	<i>27</i>	<i>1.7%</i>
SD	Dakota State University	1	0.1%
	University of South Dakota	1	0.1%
	<i>Total</i>	<i>2</i>	<i>0.1%</i>
TN	Bryan College	1	0.1%
	Middle Tennessee State University	1	0.1%
	University of Tennessee	3	0.2%
	<i>Total</i>	<i>5</i>	<i>0.3%</i>
TX	West Coast University- Dallas	1	0.1%
	West Texas A&M University	1	0.1%
	<i>Total</i>	<i>2</i>	<i>0.1%</i>
UT	Brigham Young University	1	0.1%
	Stevens-Henager - Independence University	1	0.1%
	Western Governors University	9	0.6%
	<i>Total</i>	<i>11</i>	<i>0.7%</i>
VA	ECPI University - Online	1	0.1%
	George Mason University	5	0.3%
	Hampden-Sydney College	1	0.1%
	Hampton University	1	0.1%
	James Madison University	3	0.2%
	Jefferson College of Health Sciences	1	0.1%
	Liberty University	19	1.2%
	Longwood University	2	0.1%
	Mary Baldwin University	3	0.2%
	Marymount University	8	0.5%
	Norfolk State University	1	0.1%
	Old Dominion University	6	0.4%
	Randolph-Macon College	1	0.1%
	Regent University	3	0.2%

College of Southern Maryland
Annual Transfer Report
Transfers to Four-Year Institutions by State and College/University
(Total Number of Transfers to Four-Year Institutions = 1,625)
Fall 2016, Spring 2017, and Summer 2017 Cohort

State^a	Four-Year Institution Name	N	%
	Shenandoah University	4	0.2%
	Sweet Briar College	1	0.1%
	University of Mary Washington	1	0.1%
	Virginia Commonwealth University	2	0.1%
	Virginia Polytech And State University	2	0.1%
	Virginia Wesleyan College	1	0.1%
	<i>Total</i>	<i>66</i>	<i>4.1%</i>
VT	Landmark College	1	0.1%
	<i>Total</i>	<i>1</i>	<i>0.1%</i>
WA	Gonzaga University	1	0.1%
	Olympic College	1	0.1%
	Peninsula College	1	0.1%
	<i>Total</i>	<i>3</i>	<i>0.2%</i>
WV	Alderson Broaddus University	1	0.1%
	American Public University System	13	0.8%
	Davis & Elkins College	1	0.1%
	Glenville State College	4	0.2%
	Shepherd University	3	0.2%
	University of Charleston	1	0.1%
	West Liberty University	1	0.1%
	West Virginia State University	1	0.1%
	West Virginia University	15	0.9%
	West Virginia Wesleyan College	2	0.1%
	<i>Total</i>	<i>42</i>	<i>2.6%</i>
Total Transfers to Four-Year Institutions		1,625	

This page is intentionally left blank.

Section 4

Transfers by CSM Program of Study and College/University

College of Southern Maryland
Annual Transfer Report
Transfers by Program of Study and College/University
Fall 2016, Spring 2017, and Summer 2017 Cohort

Program of Study at CSM	Transfer Institution	State	Two-/Four-Year	N	%
Associate of Applied Science - Accounting	Cuny Bernard M. Baruch College	NY	4	1	3.3%
	Embry-Riddle Aeronautical Univ.-Worldwide Campus	FL	4	1	3.3%
	Grand Canyon University	AZ	4	1	3.3%
	James Madison University	VA	4	1	3.3%
	Morgan Community College	CO	2	1	3.3%
	Southern New Hampshire	NH	4	1	3.3%
	Towson University	MD	4	1	3.3%
	University of Maryland - College Park	MD	4	1	3.3%
	University of Maryland - University College	MD	4	22	73.3%
	<i>Total</i>			30	100.0%
Associate of Applied Science - Business Management	Anne Arundel Community College	MD	2	1	10.0%
	Pennsylvania State University	PA	4	1	10.0%
	University of Maryland - College Park	MD	4	1	10.0%
	University of Maryland - University College	MD	4	7	70.0%
	<i>Total</i>			10	100.0%
Associate of Applied Science - Computer Information Systems	Liberty University	VA	4	1	12.5%
	Mount St Mary's University	MD	4	1	12.5%
	Salisbury University	MD	4	1	12.5%
	University of Maryland - Baltimore County	MD	4	2	25.0%
	University of Maryland - University College	MD	4	2	25.0%
	University of Phoenix	AZ	4	1	12.5%
	<i>Total</i>			8	100.0%
Associate of Applied Science - Construction Management Technology	Montgomery College	MD	2	1	33.3%
	Prince Georges Community College	MD	2	1	33.3%
	University of Maryland - University College	MD	4	1	33.3%
	<i>Total</i>			3	100.0%
Associate of Applied Science - Criminal Justice	Alamance Community College	NC	2	1	7.1%
	Anne Arundel Community College	MD	2	1	7.1%
	Eastern Gateway Community College	OH	2	1	7.1%
	Frostburg State University	MD	4	1	7.1%
	Glenville State College	WV	4	1	7.1%
	Purdue University Global	IA	4	1	7.1%
	University of Maryland - College Park	MD	4	2	14.3%
	University of Maryland - University College	MD	4	6	42.9%
	<i>Total</i>			14	100.0%
Associate of Applied Science - Cybersecurity	American Public University System	WV	4	2	9.5%
	Towson University	MD	4	2	9.5%
	University of Maryland - University College	MD	4	17	81.0%
	<i>Total</i>			21	100.0%
Associate of Applied Science - Early Childhood Development	Bowie State University	MD	4	1	10.0%
	Grand Canyon University	AZ	4	2	20.0%
	Liberty University	VA	4	2	20.0%
	Notre Dame of Maryland University	MD	4	1	10.0%
	St Marys College of Maryland	MD	4	1	10.0%
	University of Central Oklahoma	OK	4	1	10.0%
	University of Maryland - University College	MD	4	2	20.0%
	<i>Total</i>			10	100.0%
Associate of Applied Science - Emergency Medical Services	University of Maryland - University College	MD	4	1	100.0%
	<i>Total</i>			1	100.0%
Associate of Applied Science - Engineering Technology	Excelsior College	NY	4	1	50.0%

College of Southern Maryland
Annual Transfer Report
Transfers by Program of Study and College/University
Fall 2016, Spring 2017, and Summer 2017 Cohort

Program of Study at CSM	Transfer Institution	State	Two-/Four-Year	N	%
	Southern New Hampshire	NH	4	1	50.0%
	<i>Total</i>			2	100.0%
Associate of Applied Science - Engineering Technology: Drafting	University of Maryland - University College	MD	4	1	100.0%
	<i>Total</i>			1	100.0%
Associate of Applied Science - Engineering Technology: Electronics	St Marys College of Maryland	MD	4	1	50.0%
	University of Maryland - Baltimore County	MD	4	1	50.0%
	<i>Total</i>			2	100.0%
Associate of Applied Science - Engineering Technology: Manufacturing	Arizona State University	AZ	4	1	50.0%
	University of Maryland - University College	MD	4	1	50.0%
	<i>Total</i>			2	100.0%
Associate of Applied Science - Fire Science Technology	Prince Georges Community College	MD	2	1	100.0%
	<i>Total</i>			1	100.0%
Associate of Applied Science - Health Information Management	Capella University	MN	4	1	12.5%
	Fisher College-Continuing Studies	MA	4	1	12.5%
	Prince Georges Community College	MD	2	1	12.5%
	University of Maryland - University College	MD	4	5	62.5%
	<i>Total</i>			8	100.0%
Associate of Applied Science - Homeland Security	American Public University System	WV	4	1	20.0%
	Coastal Carolina University	SC	4	1	20.0%
	University of Maryland - University College	MD	4	3	60.0%
	<i>Total</i>			5	100.0%
Associate of Applied Science - Hospitality Management	James Madison University	VA	4	1	20.0%
	University of Maryland - College Park	MD	4	1	20.0%
	University of Maryland - University College	MD	4	2	40.0%
	Valencia College	FL	4	1	20.0%
	<i>Total</i>			5	100.0%
Associate of Applied Science - Human Services	American Public University System	WV	4	1	12.5%
	Delaware Technical And Community - Terry	DE	2	1	12.5%
	Eastern Gateway Community College	OH	2	1	12.5%
	Flagler College	FL	4	1	12.5%
	Southern New Hampshire	NH	4	1	12.5%
	University of Baltimore	MD	4	1	12.5%
	University of Maryland - University College	MD	4	2	25.0%
	<i>Total</i>			8	100.0%
Associate of Applied Science - Information Services Technology	Community College of Baltimore County	MD	2	1	7.7%
	Lone Star College System District	TX	2	1	7.7%
	Newberry College	SC	4	1	7.7%
	Northwest Florida State College	FL	4	1	7.7%
	Prince Georges Community College	MD	2	1	7.7%
	Strayer University-Washington	DC	4	1	7.7%
	University of Maryland - University College	MD	4	7	53.8%
	<i>Total</i>			13	100.0%
Associate of Applied Science - Information Services Technology: Web Developer	University of Maryland - University College	MD	4	3	100.0%
	<i>Total</i>			3	100.0%
Associate of Applied Science - Information Systems Security	University of Maryland - University College	MD	4	3	100.0%
	<i>Total</i>			3	100.0%
Associate of Applied Science - Management Development	University of Maryland - University College	MD	4	5	100.0%
	<i>Total</i>			5	100.0%
Associate of Applied Science - Massage Therapy	Anne Arundel Community College	MD	2	1	50.0%
	Peninsula College	WA	4	1	50.0%

College of Southern Maryland
Annual Transfer Report
Transfers by Program of Study and College/University
Fall 2016, Spring 2017, and Summer 2017 Cohort

Program of Study at CSM	Transfer Institution	State	Two-/Four-Year	N	%
	<i>Total</i>			2	100.0%
Associate of Applied Science - Medical Laboratory Technology	Colorado State University	CO	4	1	50.0%
	Frostburg State University	MD	4	1	50.0%
	<i>Total</i>			2	100.0%
Associate of Applied Science - Nuclear Engineering Tech: Instrumentation and Control	University of Maryland - University College	MD	4	1	100.0%
	<i>Total</i>			1	100.0%
Associate of Applied Science - Photography	Frostburg State University	MD	4	1	33.3%
	Towson University	MD	4	1	33.3%
	University of Phoenix	AZ	4	1	33.3%
	<i>Total</i>			3	100.0%
Associate of Applied Science - Physical Therapist Assistant	Indiana Wesleyan University - Aps U/G	IN	4	1	25.0%
	Liberty University	VA	4	1	25.0%
	Marymount University	VA	4	1	25.0%
	University of Maryland - Baltimore	MD	4	1	25.0%
	<i>Total</i>			4	100.0%
Associate of Applied Science - Radiography	Bellevue University	NE	4	1	6.3%
	Columbia Southern University	AL	4	1	6.3%
	Eastern Gateway Community College	OH	2	1	6.3%
	ECPI University - Manassas	VA	2	1	6.3%
	Prince Georges Community College	MD	2	8	50.0%
	University of Maryland - University College	MD	4	4	25.0%
	<i>Total</i>			16	100.0%
Associate of Applied Science - Respiratory Therapy	Prince Georges Community College	MD	2	2	100.0%
	<i>Total</i>			2	100.0%
Associate of Arts - General Studies: Environmental Management	St Marys College of Maryland	MD	4	1	100.0%
	<i>Total</i>			1	100.0%
Associate of Arts in Teaching - Early Childhood Education/Generic Special Education Birth-Grade 3	Notre Dame of Maryland University	MD	4	6	66.7%
	Purdue University Global	IA	4	1	11.1%
	Salisbury University	MD	4	2	22.2%
	<i>Total</i>			9	100.0%
Associate of Science - Business Administration	American Intercontinental University	IL	4	1	0.6%
	American Public University System	WV	4	1	0.6%
	Anne Arundel Community College	MD	2	2	1.3%
	Ashford University	CA	4	1	0.6%
	Bowie State University	MD	4	3	1.9%
	Capella University	MN	4	1	0.6%
	Coastal Carolina University	SC	4	3	1.9%
	Colorado Technical University	CO	4	1	0.6%
	East Carolina University	NC	4	2	1.3%
	Embry-Riddle Aeronautical Univ.-Worldwide Campus	FL	4	1	0.6%
	Excelsior College	NY	4	1	0.6%
	Flagler College	FL	4	2	1.3%
	Florida International University	FL	4	2	1.3%
	Grand Canyon University	AZ	4	1	0.6%
	Hood College	MD	4	1	0.6%
	Howard Community College	MD	2	2	1.3%
	Lakeland Community College	OH	2	1	0.6%
	Liberty University	VA	4	1	0.6%
	Marymount University	VA	4	1	0.6%
	Massachusetts Maritime Academy	MA	4	1	0.6%

College of Southern Maryland
Annual Transfer Report
Transfers by Program of Study and College/University
Fall 2016, Spring 2017, and Summer 2017 Cohort

Program of Study at CSM	Transfer Institution	State	Two-/Four-Year	N	%
	Mississippi State University	MS	4	1	0.6%
	Morgan State University	MD	4	1	0.6%
	Newberry College	SC	4	1	0.6%
	Norfolk State University	VA	4	1	0.6%
	Old Dominion University	VA	4	1	0.6%
	Olivet Nazarene University Ug	IL	4	1	0.6%
	Pennsylvania State University	PA	4	2	1.3%
	Prince Georges Community College	MD	2	2	1.3%
	Purdue University Global	IA	4	1	0.6%
	Regent University	VA	4	1	0.6%
	Saint Leo University	FL	4	1	0.6%
	Salisbury University	MD	4	12	7.5%
	Southern New Hampshire	NH	4	1	0.6%
	St Marys College of Maryland	MD	4	1	0.6%
	Stevenson University	MD	4	1	0.6%
	Strayer University-Washington	DC	4	1	0.6%
	Towson University	MD	4	29	18.2%
	Trident University International	CA	4	1	0.6%
	University of Baltimore	MD	4	1	0.6%
	University of Maryland - Baltimore County	MD	4	1	0.6%
	University of Maryland - College Park	MD	4	20	12.6%
	University of Maryland - University College	MD	4	45	28.3%
	University of North Carolina-Greensboro	NC	4	1	0.6%
	University of South Carolina	SC	4	1	0.6%
	Valencia College	FL	4	1	0.6%
	Virginia Polytech And State University	VA	4	1	0.6%
	<i>Total</i>			<i>159</i>	<i>100.0%</i>
Associate of Science - Business Administration: Technical Management	University of Maryland - College Park	MD	4	1	12.5%
	University of Maryland - University College	MD	4	5	62.5%
	University of Phoenix	AZ	4	1	12.5%
	West Virginia University	WV	4	1	12.5%
	<i>Total</i>			<i>8</i>	<i>100.0%</i>
Associate of Science - Computer Science	Bennett College	NC	4	1	2.0%
	Bowie State University	MD	4	1	2.0%
	Cedarville University	OH	4	1	2.0%
	College of Southern Nevada	NV	4	1	2.0%
	Community College of Baltimore County	MD	2	1	2.0%
	Florida State College at Jacksonville	FL	4	1	2.0%
	Frostburg State University	MD	4	1	2.0%
	Howard Community College	MD	2	1	2.0%
	Liberty University	VA	4	1	2.0%
	Prince Georges Community College	MD	2	1	2.0%
	Savannah College of Art And Design	GA	4	1	2.0%
	St Marys College of Maryland	MD	4	1	2.0%
	Towson University	MD	4	5	10.0%
	University of Baltimore	MD	4	1	2.0%
	University of Maryland - Baltimore County	MD	4	5	10.0%
	University of Maryland - Baltimore	MD	4	1	2.0%
	University of Maryland - College Park	MD	4	7	14.0%
	University of Maryland - University College	MD	4	18	36.0%

College of Southern Maryland
Annual Transfer Report
Transfers by Program of Study and College/University
Fall 2016, Spring 2017, and Summer 2017 Cohort

Program of Study at CSM	Transfer Institution	State	Two-/Four-Year	N	%
	Western Governors University	UT	4	1	2.0%
	<i>Total</i>			<i>50</i>	<i>100.0%</i>
Associate of Science - Engineering	Anne Arundel Community College	MD	2	1	1.4%
	Cedarville University	OH	4	1	1.4%
	ECPI University - Newport News	VA	2	1	1.4%
	ECPI University - Online	VA	4	1	1.4%
	Embry-Riddle Aeronautical Univ.-Worldwide Campus	FL	4	1	1.4%
	Embry-Riddle Aeronautical University - Arizona	AZ	4	1	1.4%
	Embry-Riddle Aeronautical University - Daytona	FL	4	1	1.4%
	Excelsior College	NY	4	1	1.4%
	Frostburg State University	MD	4	5	6.8%
	Itasca Community College	MN	2	1	1.4%
	Jacksonville University	FL	4	1	1.4%
	Liberty University	VA	4	2	2.7%
	North Carolina A&T State University	NC	4	2	2.7%
	Old Dominion University	VA	4	1	1.4%
	Pennsylvania State University	PA	4	1	1.4%
	Piedmont College	GA	4	1	1.4%
	Prince Georges Community College	MD	2	1	1.4%
	Salisbury University	MD	4	1	1.4%
	Southern New Hampshire	NH	4	1	1.4%
	St Marys College of Maryland	MD	4	1	1.4%
	The University of Alabama In Huntsville	AL	4	1	1.4%
	Towson University	MD	4	1	1.4%
	University of Maryland - Baltimore County	MD	4	3	4.1%
	University of Maryland - College Park	MD	4	30	40.5%
	University of Maryland - University College	MD	4	2	2.7%
	University of Maryland Eastern Shore	MD	4	1	1.4%
	University of Pennsylvania	PA	4	1	1.4%
	University of South Florida	FL	4	2	2.7%
	University of Tennessee	TN	4	1	1.4%
	West Virginia University	WV	4	5	6.8%
	York College of Pennsylvania	PA	4	1	1.4%
	<i>Total</i>			<i>74</i>	<i>100.0%</i>
Associate of Science - Engineering - Consortium	Old Dominion University	VA	4	1	50.0%
	West Virginia University	WV	4	1	50.0%
	<i>Total</i>			<i>2</i>	<i>100.0%</i>
Associate of Science - Environmental Studies	Johns Hopkins University Arts Sciences Engineering	MD	4	1	50.0%
	Towson University	MD	4	1	50.0%
	<i>Total</i>			<i>2</i>	<i>100.0%</i>
Associate of Science - Legal Studies	Hood College	MD	4	1	14.3%
	Salisbury University	MD	4	1	14.3%
	Southern New Hampshire	NH	4	1	14.3%
	Stevenson University	MD	4	1	14.3%
	Towson University	MD	4	1	14.3%
	University of Maryland - University College	MD	4	2	28.6%
	<i>Total</i>			<i>7</i>	<i>100.0%</i>
Associate of Science - Mathematics and Sciences	Hampden-Sydney College	VA	4	1	100.0%
	<i>Total</i>			<i>1</i>	<i>100.0%</i>
Associate of Science - Nursing	American Public University System	WV	4	2	2.6%

College of Southern Maryland
Annual Transfer Report
Transfers by Program of Study and College/University
Fall 2016, Spring 2017, and Summer 2017 Cohort

Program of Study at CSM	Transfer Institution	State	Two-/Four-Year	N	%
	Anne Arundel Community College	MD	2	1	1.3%
	Capella University	MN	4	2	2.6%
	Chamberlain University	IL	4	13	17.1%
	Daytona State College	FL	4	1	1.3%
	George Washington University	DC	4	1	1.3%
	Grand Canyon University	AZ	4	6	7.9%
	Liberty University	VA	4	1	1.3%
	Southern New Hampshire	NH	4	1	1.3%
	Southwest Tennessee Community College	TN	2	1	1.3%
	State College of Florida Manatee-Sarasota	FL	4	1	1.3%
	Stevenson University	MD	4	3	3.9%
	Towson University	MD	4	1	1.3%
	University of Maryland - Baltimore	MD	4	8	10.5%
	University of Maryland - College Park	MD	4	1	1.3%
	University of Maryland - University College	MD	4	23	30.3%
	Walden University	MN	4	6	7.9%
	Western Governors University	UT	4	4	5.3%
	<i>Total</i>			76	100.0%
Associate of Science - Pre-Professional Health Science	Prince Georges Community College	MD	2	1	100.0%
	<i>Total</i>			1	100.0%
Associate of Science - Sport Management	Harrisburg Area Community College	PA	2	1	14.3%
	Lincoln University	PA	4	1	14.3%
	Southern New Hampshire	NH	4	1	14.3%
	Temple University	PA	4	1	14.3%
	Towson University	MD	4	2	28.6%
	University of South Florida	FL	4	1	14.3%
	<i>Total</i>			7	100.0%
Associate of Science in Engineering - Computer Engineering	Bowie State University	MD	4	1	11.1%
	Howard Community College	MD	2	1	11.1%
	Roxbury Community College	MA	2	1	11.1%
	St Marys College of Maryland	MD	4	1	11.1%
	Strayer University-Washington	DC	4	1	11.1%
	University of Maryland - College Park	MD	4	2	22.2%
	University of West Florida	FL	4	1	11.1%
	West Virginia Wesleyan College	WV	4	1	11.1%
	<i>Total</i>			9	100.0%
Associate of Science in Engineering - Electrical Engineering	Anne Arundel Community College	MD	2	1	6.3%
	Arizona State University	AZ	4	1	6.3%
	Columbia State Community College	TN	2	1	6.3%
	Morgan State University	MD	4	1	6.3%
	University of Maryland - College Park	MD	4	11	68.8%
	West Virginia University	WV	4	1	6.3%
	<i>Total</i>			16	100.0%
Associates in Arts in Teaching - Early Childhood Education/Generic Special Education Birth-Grade 3	Liberty University	VA	4	1	11.1%
	Notre Dame of Maryland University	MD	4	3	33.3%
	Prince Georges Community College	MD	2	1	11.1%
	Salisbury University	MD	4	1	11.1%
	Towson University	MD	4	1	11.1%
	University of Maryland - College Park	MD	4	1	11.1%
	University of Maryland - University College	MD	4	1	11.1%

College of Southern Maryland
Annual Transfer Report
Transfers by Program of Study and College/University
Fall 2016, Spring 2017, and Summer 2017 Cohort

Program of Study at CSM	Transfer Institution	State	Two-/Four-Year	N	%
	<i>Total</i>			<i>9</i>	<i>100.0%</i>
Associates in Arts in Teaching - Elementary/Generic Special Education Grades 1-6	Ave Maria University	FL	4	1	2.4%
	Community College of Baltimore County	MD	2	1	2.4%
	Notre Dame of Maryland University	MD	4	11	26.2%
	Park University	MO	4	1	2.4%
	Salisbury University	MD	4	1	2.4%
	Towson University	MD	4	21	50.0%
	University of Maryland - College Park	MD	4	1	2.4%
	University of Maryland - University College	MD	4	4	9.5%
	Western Governors University	UT	4	1	2.4%
	<i>Total</i>			<i>42</i>	<i>100.0%</i>
Associates of Arts - Applied Science and Technology	Anne Arundel Community College	MD	2	1	1.9%
	Arizona State University	AZ	4	1	1.9%
	Ashford University	CA	4	1	1.9%
	Catawba College	NC	4	1	1.9%
	Community College of Baltimore County	MD	2	1	1.9%
	Delaware Technical And Community - Terry	DE	2	1	1.9%
	Embry-Riddle Aeronautical Univ.-Worldwide Campus	FL	4	1	1.9%
	Excelsior College	NY	4	1	1.9%
	Frostburg State University	MD	4	2	3.7%
	Harrisburg Area Community College	PA	2	1	1.9%
	Marymount University	VA	4	1	1.9%
	Mississippi State University	MS	4	1	1.9%
	Ohio University	OH	4	1	1.9%
	Oregon State University	OR	4	1	1.9%
	Prince Georges Community College	MD	2	2	3.7%
	Salisbury University	MD	4	1	1.9%
	Southwestern College	CA	2	1	1.9%
	St Marys College of Maryland	MD	4	6	11.1%
	Stevenson University	MD	4	2	3.7%
	Towson University	MD	4	6	11.1%
	University of Arkansas at Fayetteville	AR	4	1	1.9%
	University of Maryland - Baltimore County	MD	4	3	5.6%
	University of Maryland - College Park	MD	4	9	16.7%
	University of Maryland - University College	MD	4	4	7.4%
	University of Maryland Eastern Shore	MD	4	1	1.9%
	University of North Florida	FL	4	1	1.9%
	Virginia Commonwealth University	VA	4	1	1.9%
	West Liberty University	WV	4	1	1.9%
	<i>Total</i>			<i>54</i>	<i>100.0%</i>
Associates of Arts - Arts and Sciences	Academy of Art University	CA	4	1	1.3%
	Bowie State University	MD	4	2	2.7%
	Coastal Carolina University	SC	4	1	1.3%
	Coconino Community College	AZ	2	1	1.3%
	Coppin State University	MD	4	1	1.3%
	Frostburg State University	MD	4	1	1.3%
	George Mason University	VA	4	2	2.7%
	George Washington University	DC	4	1	1.3%
	Gonzaga University	WA	4	1	1.3%
	Morgan State University	MD	4	1	1.3%

College of Southern Maryland
Annual Transfer Report
Transfers by Program of Study and College/University
Fall 2016, Spring 2017, and Summer 2017 Cohort

Program of Study at CSM	Transfer Institution	State	Two-/Four-Year	N	%
	Nazareth College of Rochester	NY	4	1	1.3%
	Northern Virginia Community College	VA	2	1	1.3%
	Notre Dame of Maryland University	MD	4	2	2.7%
	Salisbury University	MD	4	6	8.0%
	Southern New Hampshire	NH	4	1	1.3%
	St Marys College of Maryland	MD	4	4	5.3%
	Strayer University-Washington	DC	4	1	1.3%
	Temple University	PA	4	1	1.3%
	Towson University	MD	4	11	14.7%
	University of Maine Presque Isle	ME	4	1	1.3%
	University of Maryland - Baltimore County	MD	4	1	1.3%
	University of Maryland - Baltimore	MD	4	1	1.3%
	University of Maryland - College Park	MD	4	9	12.0%
	University of Maryland - University College	MD	4	16	21.3%
	University of Maryland Eastern Shore	MD	4	1	1.3%
	University of North Carolina-Wilmington	NC	4	1	1.3%
	University of Phoenix	AZ	4	2	2.7%
	University of South Dakota	SD	4	1	1.3%
	Waubensee Community College	IL	2	1	1.3%
	Western Governors University	UT	4	1	1.3%
	<i>Total</i>			<i>75</i>	<i>100.0%</i>
Associates of Arts - Arts and Sciences: Art	Frostburg State University	MD	4	1	8.3%
	Grand Canyon University	AZ	4	1	8.3%
	Liberty University	VA	4	1	8.3%
	Mary Baldwin University	VA	4	1	8.3%
	Maryland Institute College of Art	MD	4	1	8.3%
	Prince Georges Community College	MD	2	1	8.3%
	School of The Art Institute of Chicago	IL	4	1	8.3%
	Towson University	MD	4	1	8.3%
	University of Maryland - Baltimore County	MD	4	2	16.7%
	University of Maryland - College Park	MD	4	1	8.3%
	University of Maryland - University College	MD	4	1	8.3%
	<i>Total</i>			<i>12</i>	<i>100.0%</i>
Associates of Arts - Arts and Sciences: Arts and Humanities	Germanna Community College	VA	2	1	33.3%
	St Marys College of Maryland	MD	4	2	66.7%
	<i>Total</i>			<i>3</i>	<i>100.0%</i>
Associates of Arts - Arts and Sciences: Biological Sciences	Allegany College of Maryland	MD	2	1	1.7%
	Ave Maria University	FL	4	1	1.7%
	Bowie State University	MD	4	1	1.7%
	Chamberlain University	IL	4	1	1.7%
	Coastal Carolina University	SC	4	2	3.4%
	College of Charleston	SC	4	1	1.7%
	Colorado State University	CO	4	1	1.7%
	Community College of Baltimore County	MD	2	1	1.7%
	Coppin State University	MD	4	1	1.7%
	Everett Community College	WA	2	1	1.7%
	Frederick Community College	MD	2	1	1.7%
	Frostburg State University	MD	4	2	3.4%
	Gardner-Webb University	NC	4	1	1.7%
	George Mason University	VA	4	1	1.7%

College of Southern Maryland
Annual Transfer Report
Transfers by Program of Study and College/University
Fall 2016, Spring 2017, and Summer 2017 Cohort

Program of Study at CSM	Transfer Institution	State	Two-/Four-Year	N	%
	George Washington University	DC	4	1	1.7%
	Hampton University	VA	4	1	1.7%
	North Carolina A&T State University	NC	4	1	1.7%
	Oregon State University	OR	4	1	1.7%
	Palm Beach atlantic University	FL	4	1	1.7%
	Pennsylvania State University	PA	4	1	1.7%
	Prince Georges Community College	MD	2	2	3.4%
	Salisbury University	MD	4	3	5.1%
	Shenandoah University	VA	4	1	1.7%
	Spokane Community College	WA	2	1	1.7%
	St Charles Community College	MO	2	1	1.7%
	St Marys College of Maryland	MD	4	3	5.1%
	Stevenson University	MD	4	2	3.4%
	Towson University	MD	4	2	3.4%
	University of Maryland - Baltimore County	MD	4	3	5.1%
	University of Maryland - Baltimore	MD	4	1	1.7%
	University of Maryland - College Park	MD	4	10	16.9%
	University of Maryland - University College	MD	4	4	6.8%
	University of Maryland Eastern Shore	MD	4	1	1.7%
	University of North Florida	FL	4	1	1.7%
	West Virginia State University	WV	4	1	1.7%
	West Virginia University	WV	4	1	1.7%
	<i>Total</i>			<i>59</i>	<i>100.0%</i>
Associates of Arts - Arts and Sciences: Biotechnology	Randolph-Macon College	VA	4	1	100.0%
	<i>Total</i>			<i>1</i>	<i>100.0%</i>
Associates of Arts - Arts and Sciences: Exercise and Sport Science	Alderson Broaddus University	WV	4	1	5.6%
	Frostburg State University	MD	4	2	11.1%
	Harrisburg Area Community College	PA	2	1	5.6%
	Husson University	ME	4	1	5.6%
	Kansas State University	KS	4	1	5.6%
	Liberty University	VA	4	1	5.6%
	Prince Georges Community College	MD	2	2	11.1%
	Salisbury University	MD	4	2	11.1%
	San Diego Miramar College	CA	2	1	5.6%
	Tidewater Community College	VA	2	1	5.6%
	Towson University	MD	4	2	11.1%
	University of Central Missouri	MO	4	1	5.6%
	University of Maryland - College Park	MD	4	1	5.6%
	University of Maryland - University College	MD	4	1	5.6%
	<i>Total</i>			<i>18</i>	<i>100.0%</i>
Associates of Arts - Arts and Sciences: History	Carroll College	MT	4	1	16.7%
	Messiah College	PA	4	1	16.7%
	Salisbury University	MD	4	1	16.7%
	St Marys College of Maryland	MD	4	1	16.7%
	University of Maryland - Baltimore County	MD	4	1	16.7%
	University of Maryland - University College	MD	4	1	16.7%
	<i>Total</i>			<i>6</i>	<i>100.0%</i>
Associates of Arts - Arts and Sciences: Math/Physical Sciences	Clemson University	SC	4	1	12.5%
	Cornell University	NY	4	1	12.5%
	Franciscan University of Steubenville	OH	4	1	12.5%

College of Southern Maryland
Annual Transfer Report
Transfers by Program of Study and College/University
Fall 2016, Spring 2017, and Summer 2017 Cohort

Program of Study at CSM	Transfer Institution	State	Two-/Four-Year	N	%
	Marymount University	VA	4	1	12.5%
	Suny Binghamton	NY	4	1	12.5%
	Towson University	MD	4	1	12.5%
	University of Maryland - College Park	MD	4	1	12.5%
	University of Maryland - University College	MD	4	1	12.5%
	<i>Total</i>			8	100.0%
Associates of Arts - Arts and Sciences: Music	Anne Arundel Community College	MD	2	1	14.3%
	Cornell University	NY	4	1	14.3%
	Howard University	DC	4	1	14.3%
	Indiana University of Pennsylvania	PA	4	1	14.3%
	Liberty University	VA	4	1	14.3%
	St Marys College of Maryland	MD	4	2	28.6%
	<i>Total</i>			7	100.0%
Associates of Arts - Arts and Sciences: Pre-Dental Hygiene	Old Dominion University	VA	4	1	16.7%
	Salisbury University	MD	4	1	16.7%
	University of Maryland - Baltimore	MD	4	1	16.7%
	University of Maryland - University College	MD	4	2	33.3%
	Valencia College	FL	4	1	16.7%
	<i>Total</i>			6	100.0%
Associates of Arts - Arts and Sciences: Pre-Nursing	Chamberlain University	IL	4	1	9.1%
	Howard University	DC	4	1	9.1%
	Kalamazoo Valley Community College	MI	2	1	9.1%
	Northern Virginia Community College	VA	2	1	9.1%
	Pensacola State College	FL	4	1	9.1%
	Southern New Hampshire	NH	4	1	9.1%
	Stevenson University	MD	4	1	9.1%
	Towson University	MD	4	2	18.2%
	University of Maryland - Baltimore	MD	4	1	9.1%
	University of South Carolina	SC	4	1	9.1%
	<i>Total</i>			11	100.0%
Associates of Arts - Arts and Sciences: Social Sciences	Bowie State University	MD	4	3	7.1%
	Frostburg State University	MD	4	1	2.4%
	Mount St Mary's University	MD	4	1	2.4%
	Prince Georges Community College	MD	2	1	2.4%
	Salisbury University	MD	4	11	26.2%
	Shepherd University	WV	4	1	2.4%
	Towson University	MD	4	3	7.1%
	University of Maryland - Baltimore County	MD	4	1	2.4%
	University of Maryland - College Park	MD	4	3	7.1%
	University of Maryland - University College	MD	4	16	38.1%
	University of North Carolina - Charlotte	NC	4	1	2.4%
	<i>Total</i>			42	100.0%
Associates of Arts - Arts and Sciences: Spanish	American Public University System	WV	4	1	50.0%
	Salisbury University	MD	4	1	50.0%
	<i>Total</i>			2	100.0%
Associates of Arts - Arts and Sciences: Theater and Dance	Brigham Young University - Idaho Spring/Fall	ID	4	1	33.3%
	East Carolina University	NC	4	2	66.7%
	<i>Total</i>			3	100.0%
Associates of Arts - Digital Media Production	Bowie State University	MD	4	1	33.3%
	St Marys College of Maryland	MD	4	1	33.3%

College of Southern Maryland
Annual Transfer Report
Transfers by Program of Study and College/University
Fall 2016, Spring 2017, and Summer 2017 Cohort

Program of Study at CSM	Transfer Institution	State	Two-/Four-Year	N	%
	Towson University	MD	4	1	33.3%
	<i>Total</i>			<i>3</i>	<i>100.0%</i>
Associates of Arts - General Studies	Adelphi University	NY	4	1	0.2%
	American Public University System	WV	4	3	0.6%
	American University	DC	4	1	0.2%
	Anne Arundel Community College	MD	2	10	1.9%
	Arizona State University	AZ	4	3	0.6%
	Ashford University	CA	4	1	0.2%
	Austin Community College	TX	2	1	0.2%
	Barton Community College	KS	2	1	0.2%
	Blinn College- Bryan Campus	TX	2	1	0.2%
	Boise State University	ID	4	1	0.2%
	Bowie State University	MD	4	11	2.0%
	Brigham Young University	UT	4	1	0.2%
	Bryan College	TN	4	1	0.2%
	Campbell University	NC	4	1	0.2%
	Capella University	MN	4	1	0.2%
	Catawba Valley Community College	NC	2	1	0.2%
	Cedarville University	OH	4	3	0.6%
	Chamberlain University	IL	4	3	0.6%
	Chestnut Hill College	PA	4	1	0.2%
	Chowan University	NC	4	1	0.2%
	Clarion University of Pennsylvania	PA	4	1	0.2%
	Clemson University	SC	4	2	0.4%
	Coastal Carolina University	SC	4	5	0.9%
	College of Alameda	CA	2	1	0.2%
	College of New Jersey	NJ	4	1	0.2%
	Colorado Technical University	CO	4	1	0.2%
	Community College of Baltimore County	MD	2	4	0.7%
	Coppin State University	MD	4	3	0.6%
	Cuny Lehman College	NY	4	1	0.2%
	Davis & Elkins College	WV	4	1	0.2%
	Delaware County Community College	PA	2	1	0.2%
	Delaware State University	DE	4	2	0.4%
	East Carolina University	NC	4	4	0.7%
	Eastern Michigan University	MI	4	1	0.2%
	Eastern University	PA	4	2	0.4%
	Eckerd College	FL	4	1	0.2%
	Embry-Riddle Aeronautical Univ.-Worldwide Campus	FL	4	1	0.2%
	Embry-Riddle Aeronautical University - Daytona	FL	4	1	0.2%
	Excelsior College	NY	4	3	0.6%
	Flagler College	FL	4	1	0.2%
	Frostburg State University	MD	4	17	3.2%
	George Mason University	VA	4	1	0.2%
	George Washington University	DC	4	1	0.2%
	Georgetown University	DC	4	1	0.2%
	Germanna Community College	VA	2	1	0.2%
	Glenville State College	WV	4	1	0.2%
	Hood College	MD	4	1	0.2%
	Howard Community College	MD	2	2	0.4%

College of Southern Maryland
Annual Transfer Report
Transfers by Program of Study and College/University
Fall 2016, Spring 2017, and Summer 2017 Cohort

Program of Study at CSM	Transfer Institution	State	Two-/Four-Year	N	%
	Indiana State University	IN	4	1	0.2%
	Indiana University of Pennsylvania	PA	4	1	0.2%
	Iowa State University	IA	4	1	0.2%
	Ivy Tech Community College	IN	2	2	0.4%
	Jackson College	MI	4	1	0.2%
	Jacksonville State University	AL	4	1	0.2%
	James Madison University	VA	4	1	0.2%
	Jefferson College of Health Sciences	VA	4	1	0.2%
	Landmark College	VT	4	1	0.2%
	Liberty University	VA	4	3	0.6%
	Longwood University	VA	4	2	0.4%
	Mary Baldwin University	VA	4	2	0.4%
	Marymount University	VA	4	4	0.7%
	Meredith College	NC	4	2	0.4%
	Mesa Community College	AZ	2	1	0.2%
	Middle Tennessee State University	TN	4	1	0.2%
	Midlands Technical College	SC	2	1	0.2%
	Mississippi State University	MS	4	1	0.2%
	Montgomery College - Takoma Park	MD	2	1	0.2%
	Morgan State University	MD	4	3	0.6%
	National University	CA	4	1	0.2%
	Northern Virginia Community College	VA	2	4	0.7%
	Notre Dame of Maryland University	MD	4	2	0.4%
	Nova Southeastern University	FL	4	1	0.2%
	Old Dominion University	VA	4	2	0.4%
	Olympic College	WA	4	1	0.2%
	Pasco-Hernando State College	FL	4	1	0.2%
	Pennsylvania State University	PA	4	3	0.6%
	Pensacola State College	FL	4	1	0.2%
	Piedmont Virginia Comm College	VA	2	1	0.2%
	Point Park University	PA	4	2	0.4%
	Prince Georges Community College	MD	2	20	3.7%
	Purdue University Global	IA	4	1	0.2%
	Purdue University Global- Augusta	ME	4	1	0.2%
	Regent University	VA	4	1	0.2%
	Salisbury University	MD	4	45	8.4%
	San Diego Mesa College	CA	2	1	0.2%
	San Juan College	NM	2	1	0.2%
	Savannah Technical College	GA	2	1	0.2%
	Seminole State College of Florida	FL	4	2	0.4%
	Shelton State Community College	AL	2	1	0.2%
	Shenandoah University	VA	4	1	0.2%
	Shepherd University	WV	4	2	0.4%
	Southern New Hampshire	NH	4	1	0.2%
	St Catherine University	MN	4	1	0.2%
	St Johns River Community College	FL	4	1	0.2%
	St Joseph's University	PA	4	1	0.2%
	St Marys College of Maryland	MD	4	22	4.1%
	Stevens Institute of Technology	NJ	4	1	0.2%
	Stevens-Henager - Independence University	UT	4	1	0.2%

College of Southern Maryland
Annual Transfer Report
Transfers by Program of Study and College/University
Fall 2016, Spring 2017, and Summer 2017 Cohort

Program of Study at CSM	Transfer Institution	State	Two-/Four-Year	N	%
	Stevenson University	MD	4	7	1.3%
	Stonehill College	MA	4	1	0.2%
	Strayer University-Washington	DC	4	2	0.4%
	Suny Mohawk Valley Community College	NY	2	1	0.2%
	Suny Monroe Community College	NY	2	2	0.4%
	Sweet Briar College	VA	4	1	0.2%
	The Catholic University of America	DC	4	1	0.2%
	The New School	NY	4	1	0.2%
	Towson University	MD	4	69	12.8%
	University of Alabama Birmingham-Traditional	AL	4	1	0.2%
	University of Alabama	AL	4	1	0.2%
	University of Arizona	AZ	4	1	0.2%
	University of Bridgeport	CT	4	1	0.2%
	University of Charleston	WV	4	1	0.2%
	University of Delaware	DE	4	1	0.2%
	University of Kentucky	KY	4	1	0.2%
	University of Mary Washington	VA	4	1	0.2%
	University of Maryland - Baltimore County	MD	4	12	2.2%
	University of Maryland - Baltimore	MD	4	3	0.6%
	University of Maryland - College Park	MD	4	47	8.7%
	University of Maryland - University College	MD	4	91	16.9%
	University of Maryland Eastern Shore	MD	4	2	0.4%
	University of New Mexico	NM	4	1	0.2%
	University of North Carolina-Chapel Hill	NC	4	1	0.2%
	University of North Carolina-Wilmington	NC	4	1	0.2%
	University of Northwestern Ohio	OH	4	1	0.2%
	University of Phoenix	AZ	4	1	0.2%
	University of South Carolina Beaufort	SC	4	1	0.2%
	University of South Carolina	SC	4	1	0.2%
	University of South Florida	FL	4	3	0.6%
	University of St Augustine For Health Sciences	FL	4	1	0.2%
	University of Tennessee	TN	4	1	0.2%
	University of Valley Forge	PA	4	2	0.4%
	Valencia College	FL	4	1	0.2%
	Vance-Granville Community College	NC	2	1	0.2%
	Virginia Polytech And State University	VA	4	1	0.2%
	Walden University	MN	4	3	0.6%
	West Coast University- Dallas	TX	4	1	0.2%
	West Texas A&M University	TX	4	1	0.2%
	West Virginia University	WV	4	2	0.4%
	West Virginia Wesleyan College	WV	4	1	0.2%
	Worcester State University	MA	4	1	0.2%
	<i>Total</i>			<i>538</i>	<i>100.0%</i>
Associates of Arts - General Studies: Communication	Arizona State University	AZ	4	1	2.6%
	Bowie State University	MD	4	3	7.9%
	Dakota State University	SD	4	1	2.6%
	Florida Southwestern State College	FL	4	1	2.6%
	Howard University	DC	4	1	2.6%
	Morgan State University	MD	4	1	2.6%
	Prince Georges Community College	MD	2	2	5.3%

College of Southern Maryland
Annual Transfer Report
Transfers by Program of Study and College/University
Fall 2016, Spring 2017, and Summer 2017 Cohort

Program of Study at CSM	Transfer Institution	State	Two-/Four-Year	N	%
	Regent University	VA	4	1	2.6%
	Salisbury University	MD	4	1	2.6%
	St Marys College of Maryland	MD	4	1	2.6%
	Stevenson University	MD	4	1	2.6%
	Towson University	MD	4	4	10.5%
	University of Maryland - Baltimore County	MD	4	1	2.6%
	University of Maryland - College Park	MD	4	5	13.2%
	University of Maryland - University College	MD	4	12	31.6%
	West Virginia University	WV	4	2	5.3%
	<i>Total</i>			<i>38</i>	<i>100.0%</i>
Associates of Arts - General Studies: Criminal Justice	Bowie State University	MD	4	2	3.6%
	California University of Pennsylvania	PA	4	1	1.8%
	Community College of Baltimore County	MD	2	1	1.8%
	Delaware State University	DE	4	1	1.8%
	East Carolina University	NC	4	1	1.8%
	Frostburg State University	MD	4	2	3.6%
	George Washington University	DC	4	1	1.8%
	Liberty University	VA	4	1	1.8%
	Moody Bible Institute	IL	4	1	1.8%
	North Greenville University	SC	4	1	1.8%
	Salisbury University	MD	4	3	5.4%
	Shenandoah University	VA	4	1	1.8%
	St Johns River Community College	FL	4	1	1.8%
	Stevenson University	MD	4	1	1.8%
	Strayer University-Washington	DC	4	1	1.8%
	Towson University	MD	4	8	14.3%
	Trinity Washington University	DC	4	1	1.8%
	University of Connecticut	CT	4	1	1.8%
	University of Maryland - College Park	MD	4	6	10.7%
	University of Maryland - University College	MD	4	19	33.9%
	Virginia Wesleyan College	VA	4	1	1.8%
	West Virginia University	WV	4	1	1.8%
	<i>Total</i>			<i>56</i>	<i>100.0%</i>
Associates of Arts - General Studies: English	Carroll Community College	MD	2	1	4.8%
	College of Charleston	SC	4	1	4.8%
	Frostburg State University	MD	4	1	4.8%
	Morgan State University	MD	4	1	4.8%
	Northern Arizona University	AZ	4	1	4.8%
	Park University	MO	4	1	4.8%
	Salisbury University	MD	4	2	9.5%
	St Marys College of Maryland	MD	4	4	19.0%
	Thomas Edison State University	NJ	4	1	4.8%
	Towson University	MD	4	1	4.8%
	University of Maryland - Baltimore County	MD	4	1	4.8%
	University of Maryland - College Park	MD	4	2	9.5%
	University of Maryland - University College	MD	4	4	19.0%
	<i>Total</i>			<i>21</i>	<i>100.0%</i>
Associates of Arts - General Studies: Forensic Studies	University of Iowa	IA	4	1	25.0%
	University of Maryland - College Park	MD	4	1	25.0%
	Virginia Commonwealth University	VA	4	1	25.0%

College of Southern Maryland
Annual Transfer Report
Transfers by Program of Study and College/University
Fall 2016, Spring 2017, and Summer 2017 Cohort

Program of Study at CSM	Transfer Institution	State	Two-/Four-Year	N	%
	Winona State University	MN	4	1	25.0%
	<i>Total</i>			<i>4</i>	<i>100.0%</i>
Associates of Arts - General Studies: Journalism	University of Maryland - University College	MD	4	1	100.0%
	<i>Total</i>			<i>1</i>	<i>100.0%</i>
Associates of Arts - General Studies: Media Studies	Northern Virginia Community College	VA	2	1	16.7%
	Prince Georges Community College	MD	2	1	16.7%
	St Marys College of Maryland	MD	4	1	16.7%
	Towson University	MD	4	1	16.7%
	University of Maryland - College Park	MD	4	1	16.7%
	University of Maryland - University College	MD	4	1	16.7%
	<i>Total</i>			<i>6</i>	<i>100.0%</i>
Associates of Arts - Teacher Education: Early Childhood	Liberty University	VA	4	1	33.3%
	University of Tennessee	TN	4	1	33.3%
	Western Governors University	UT	4	1	33.3%
	<i>Total</i>			<i>3</i>	<i>100.0%</i>
Associates of Arts - Teacher Education: Secondary	Frostburg State University	MD	4	2	10.5%
	Glenville State College	WV	4	1	5.3%
	Grand Canyon University	AZ	4	1	5.3%
	Indiana University of Pennsylvania	PA	4	1	5.3%
	Limestone College	SC	4	1	5.3%
	Morgan State University	MD	4	1	5.3%
	Notre Dame of Maryland University	MD	4	3	15.8%
	Salisbury University	MD	4	3	15.8%
	St Marys College of Maryland	MD	4	1	5.3%
	University of Maryland - College Park	MD	4	1	5.3%
	University of Maryland - University College	MD	4	4	21.1%
	<i>Total</i>			<i>19</i>	<i>100.0%</i>
Certificate - Accounting: Advanced	Bowie State University	MD	4	1	20.0%
	Frostburg State University	MD	4	1	20.0%
	University of Maryland - Baltimore County	MD	4	1	20.0%
	University of Maryland - University College	MD	4	2	40.0%
	<i>Total</i>			<i>5</i>	<i>100.0%</i>
Certificate - Accounting: Basic	Purdue University Global	IA	4	1	20.0%
	Towson University	MD	4	1	20.0%
	University of Maryland - University College	MD	4	3	60.0%
	<i>Total</i>			<i>5</i>	<i>100.0%</i>
Certificate - Advanced Fitness Manager	American Public University System	WV	4	1	100.0%
	<i>Total</i>			<i>1</i>	<i>100.0%</i>
Certificate - Business Management	American Public University System	WV	4	1	50.0%
	Johnson & Wales University	RI	4	1	50.0%
	<i>Total</i>			<i>2</i>	<i>100.0%</i>
Certificate - Business Management: Marketing	University of Maryland - University College	MD	4	1	100.0%
	<i>Total</i>			<i>1</i>	<i>100.0%</i>
Certificate - Criminal Justice	University of Maryland - University College	MD	4	1	100.0%
	<i>Total</i>			<i>1</i>	<i>100.0%</i>
Certificate - Cybersecurity	Prince Georges Community College	MD	2	1	50.0%
	University of Maryland - University College	MD	4	1	50.0%
	<i>Total</i>			<i>2</i>	<i>100.0%</i>
Certificate - Drafting	University of Maryland - College Park	MD	4	1	100.0%
	<i>Total</i>			<i>1</i>	<i>100.0%</i>

College of Southern Maryland
Annual Transfer Report
Transfers by Program of Study and College/University
Fall 2016, Spring 2017, and Summer 2017 Cohort

Program of Study at CSM	Transfer Institution	State	Two-/Four-Year	N	%
Certificate - Early Childhood Development	University of Maryland - College Park	MD	4	1	100.0%
	<i>Total</i>			<i>1</i>	<i>100.0%</i>
Certificate - Emergency Medical Services: Paramedic	Community College of Baltimore County	MD	2	1	100.0%
	<i>Total</i>			<i>1</i>	<i>100.0%</i>
Certificate - General Studies Transfer	Glenville State College	WV	4	1	11.1%
	Prince Georges Community College	MD	2	1	11.1%
	St Marys College of Maryland	MD	4	1	11.1%
	University of Central Florida	FL	4	1	11.1%
	University of Maryland - Baltimore County	MD	4	1	11.1%
	University of Maryland - College Park	MD	4	3	33.3%
	West Virginia University	WV	4	1	11.1%
	<i>Total</i>			<i>9</i>	<i>100.0%</i>
Certificate - General Studies Transfer Certificate	Bowie State University	MD	4	1	7.7%
	Morgan State University	MD	4	1	7.7%
	Salisbury University	MD	4	1	7.7%
	Towson University	MD	4	1	7.7%
	University of Maryland - College Park	MD	4	5	38.5%
	University of Maryland - University College	MD	4	4	30.8%
	<i>Total</i>			<i>13</i>	<i>100.0%</i>
Certificate - Graphic Design	The Catholic University of America	DC	4	1	33.3%
	Towson University	MD	4	1	33.3%
	York College of Pennsylvania	PA	4	1	33.3%
	<i>Total</i>			<i>3</i>	<i>100.0%</i>
Certificate - Human Services: Alcohol and Drug Counseling	Bowie State University	MD	4	1	100.0%
	<i>Total</i>			<i>1</i>	<i>100.0%</i>
Certificate - Human Services: Mental Health Technician	Bowie State University	MD	4	1	100.0%
	<i>Total</i>			<i>1</i>	<i>100.0%</i>
Certificate - Management Development	University of Maryland - University College	MD	4	1	100.0%
	<i>Total</i>			<i>1</i>	<i>100.0%</i>
Certificate - Management Development: Marketing	University of Maryland - College Park	MD	4	1	100.0%
	<i>Total</i>			<i>1</i>	<i>100.0%</i>
Certificate - Medical Assisting	Coastal Carolina University	SC	4	1	25.0%
	Notre Dame of Maryland University	MD	4	1	25.0%
	University of Maryland - Baltimore County	MD	4	1	25.0%
	University of Maryland - Baltimore	MD	4	1	25.0%
	<i>Total</i>			<i>4</i>	<i>100.0%</i>
Certificate - Network Technology	University of Maryland - University College	MD	4	3	100.0%
	<i>Total</i>			<i>3</i>	<i>100.0%</i>
Certificate - Office Technology	George Mason University	VA	4	1	33.3%
	Northern Virginia Community College	VA	2	1	33.3%
	University of Maryland - University College	MD	4	1	33.3%
	<i>Total</i>			<i>3</i>	<i>100.0%</i>
Certificate - Pharmacy Technician	Prince Georges Community College	MD	2	1	100.0%
	<i>Total</i>			<i>1</i>	<i>100.0%</i>
Certificate - Practical Nursing	Chamberlain University	IL	4	1	50.0%
	University of Maryland - University College	MD	4	1	50.0%
	<i>Total</i>			<i>2</i>	<i>100.0%</i>
Letter of Recognition - Art History	University of Maryland - College Park	MD	4	1	100.0%
	<i>Total</i>			<i>1</i>	<i>100.0%</i>
Letter of Recognition - Business Management	Embry-Riddle Aeronautical Univ.-Worldwide Campus	FL	4	1	33.3%

College of Southern Maryland
Annual Transfer Report
Transfers by Program of Study and College/University
Fall 2016, Spring 2017, and Summer 2017 Cohort

Program of Study at CSM	Transfer Institution	State	Two-/Four-Year	N	%
	Pennsylvania State University	PA	4	1	33.3%
	University of Maryland - University College	MD	4	1	33.3%
	<i>Total</i>			<i>3</i>	<i>100.0%</i>
Letter of Recognition - Child Care Provider	Notre Dame of Maryland University	MD	4	1	50.0%
	University of Maryland - University College	MD	4	1	50.0%
	<i>Total</i>			<i>2</i>	<i>100.0%</i>
Letter of Recognition - Clerical Assistant	University of Maryland - University College	MD	4	1	100.0%
	<i>Total</i>			<i>1</i>	<i>100.0%</i>
Letter of Recognition - Computer Office Skills	Western Governors University	UT	4	1	100.0%
	<i>Total</i>			<i>1</i>	<i>100.0%</i>
Letter of Recognition - Criminal Justice	Arizona State University	AZ	4	1	9.1%
	Bowie State University	MD	4	2	18.2%
	Liberty University	VA	4	1	9.1%
	Salisbury University	MD	4	1	9.1%
	Southern New Hampshire	NH	4	1	9.1%
	Towson University	MD	4	2	18.2%
	University of Colorado Boulder	CO	4	1	9.1%
	University of Maryland - University College	MD	4	1	9.1%
	University of North Carolina - Charlotte	NC	4	1	9.1%
	<i>Total</i>			<i>11</i>	<i>100.0%</i>
Letter of Recognition - Financial Office Assistant	University of Maryland - University College	MD	4	1	100.0%
	<i>Total</i>			<i>1</i>	<i>100.0%</i>
Letter of Recognition - Personal Trainer	University of Maryland - University College	MD	4	1	100.0%
	<i>Total</i>			<i>1</i>	<i>100.0%</i>
Letter of Recognition - Studio Arts Assistant	St Marys College of Maryland	MD	4	1	100.0%
	<i>Total</i>			<i>1</i>	<i>100.0%</i>
Other - Non Degree	Chamberlain University	IL	4	1	5.0%
	East Carolina University	NC	4	1	5.0%
	Frostburg State University	MD	4	1	5.0%
	Harford Community College	MD	2	1	5.0%
	Notre Dame of Maryland University	MD	4	2	10.0%
	Salisbury University	MD	4	3	15.0%
	Shenandoah University	VA	4	1	5.0%
	St Marys College of Maryland	MD	4	1	5.0%
	Towson University	MD	4	2	10.0%
	University of Alabama	AL	4	1	5.0%
	University of Florida	FL	4	1	5.0%
	University of Maryland - Baltimore County	MD	4	1	5.0%
	University of Maryland - College Park	MD	4	1	5.0%
	University of Maryland - University College	MD	4	3	15.0%
	<i>Total</i>			<i>20</i>	<i>100.0%</i>
Other - Non Degree Transfer	Arizona State University	AZ	4	1	5.0%
	Coastal Carolina University	SC	4	1	5.0%
	George Washington University	DC	4	1	5.0%
	Notre Dame of Maryland University	MD	4	2	10.0%
	Salisbury University	MD	4	1	5.0%
	Towson University	MD	4	4	20.0%
	University of Kansas	KS	4	1	5.0%
	University of Maryland - Baltimore County	MD	4	1	5.0%
	University of Maryland - Baltimore	MD	4	3	15.0%

**College of Southern Maryland
Annual Transfer Report
Transfers by Program of Study and College/University
Fall 2016, Spring 2017, and Summer 2017 Cohort**

[illegible]

This page is intentionally left blank.

Section 5

Ranking of Transfers to Two-Year Institutions

College of Southern Maryland

Annual Transfer Report

Ranking of Transfers to Two-Year Institutions (descending by number of transfers) - Top 5 Highlighted

Fall 2016, Spring 2017, Summer 2017 Cohort

Ranking	Transfer Institution	State	N	%
1	Prince George's Community College	MD	54	35.3%
2	Anne Arundel Community College	MD	20	13.1%
3	Community College of Baltimore County	MD	11	7.2%
4	Northern Virginia Community College	VA	8	5.2%
5	Howard Community College	MD	6	3.9%
	Alamance Community College	NC	1	0.7%
	Allegany College of Maryland	MD	1	0.7%
	Austin Community College	TX	1	0.7%
	Barton Community College	KS	1	0.7%
	Blinn College- Bryan Campus	TX	1	0.7%
	Carroll Community College	MD	1	0.7%
	Catawba Valley Community College	NC	1	0.7%
	Coconino Community College	AZ	1	0.7%
	College of Alameda	CA	1	0.7%
	Columbia State Community College	TN	1	0.7%
	Delaware County Community College	PA	1	0.7%
	Delaware Technical and Community - Terry	DE	2	1.3%
	Eastern Gateway Community College	OH	3	2.0%
	ECPI University - Manassas	VA	1	0.7%
	ECPI University - Newport News	VA	1	0.7%
	Everett Community College	WA	1	0.7%
	Frederick Community College	MD	1	0.7%
	Germanna Community College	VA	2	1.3%
	Harford Community College	MD	1	0.7%
	Harrisburg Area Community College	PA	3	2.0%
	Itasca Community College	MN	1	0.7%
	Ivy Tech Community College	IN	2	1.3%
	Kalamazoo Valley Community College	MI	1	0.7%
	Lakeland Community College	OH	1	0.7%
	Lone Star College System District	TX	1	0.7%
	Mesa Community College	AZ	1	0.7%
	Midlands Technical College	SC	1	0.7%
	Montgomery College	MD	1	0.7%
	Montgomery College - Takoma Park	MD	1	0.7%
	Morgan Community College	CO	1	0.7%
	Piedmont Virginia Comm College	VA	1	0.7%
	Roxbury Community College	MA	1	0.7%
	San Diego Mesa College	CA	1	0.7%
	San Diego Miramar College	CA	1	0.7%
	San Juan College	NM	1	0.7%
	Savannah Technical College	GA	1	0.7%
	Shelton State Community College	AL	1	0.7%
	Southwest Tennessee Community College	TN	1	0.7%
	Southwestern College	CA	1	0.7%
	Spokane Community College	WA	1	0.7%
	St Charles Community College	MO	1	0.7%
	Suny Mohawk Valley Community College	NY	1	0.7%
	Suny Monroe Community College	NY	2	1.3%

College of Southern Maryland

Annual Transfer Report

Ranking of Transfers to Two-Year Institutions (descending by number of transfers) - Top 5 Highlighted

Fall 2016, Spring 2017, Summer 2017 Cohort

Ranking	Transfer Institution	State	N	%
	Tidewater Community College	VA	1	0.7%
	Vance-Granville Community College	NC	1	0.7%
	Waubonsee Community College	IL	1	0.7%
	<i>Total</i>		<i>153</i>	

This page is intentionally left blank.

Section 6

Ranking of Transfers to Four-Year Institutions

College of Southern Maryland

Annual Transfer Report

Ranking of Transfers to Four-Year Institutions (descending by number of transfers) - Top 20 Highlighted
Fall 2016, Spring 2017, Summer 2017 Cohort

Ranking	Transfer Institution	State	N	%
1	University of Maryland - University College	MD	401	24.7%
2	University of Maryland - College Park	MD	192	11.8%
3	Towson University	MD	189	11.6%
4	Salisbury University	MD	105	6.5%
5	St Marys College of Maryland	MD	58	3.6%
T6	University of Maryland - Baltimore County	MD	42	2.6%
T6	Frostburg State University	MD	42	2.6%
8	Bowie State University	MD	35	2.2%
9	Notre Dame of Maryland University	MD	34	2.1%
10	University of Maryland - Baltimore	MD	21	1.3%
11	Chamberlain University	IL	20	1.2%
T12	Stevenson University	MD	19	1.2%
T12	Liberty University	VA	19	1.2%
14	West Virginia University	WV	15	0.9%
15	Coastal Carolina University	SC	14	0.9%
16	American Public University System	WV	13	0.8%
T17	Southern New Hampshire	NH	12	0.7%
T17	Grand Canyon University	AZ	12	0.7%
T18	Walden University	MN	10	0.6%
T18	Morgan State University	MD	10	0.6%
T18	East Carolina University	NC	10	0.6%
	Western Governors University	UT	9	0.6%
	Pennsylvania State University	PA	9	0.6%
	Arizona State University	AZ	9	0.6%
	Marymount University	VA	8	0.5%
	Strayer University-Washington	DC	7	0.4%
	Excelsior College	NY	7	0.4%
	University of South Florida	FL	6	0.4%
	University of Phoenix	AZ	6	0.4%
	University of Maryland Eastern Shore	MD	6	0.4%
	Old Dominion University	VA	6	0.4%
	George Washington University	DC	6	0.4%
	Embry-Riddle Aeronautical Univ.-Worldwide Campus	FL	6	0.4%
	Purdue University Global	IA	5	0.3%
	George Mason University	VA	5	0.3%
	Coppin State University	MD	5	0.3%
	Cedarville University	OH	5	0.3%
	Capella University	MN	5	0.3%
	Valencia College	FL	4	0.2%
	Shenandoah University	VA	4	0.2%
	Glenville State College	WV	4	0.2%
	Flagler College	FL	4	0.2%
	University of Tennessee	TN	3	0.2%
	University of South Carolina	SC	3	0.2%
	University of Baltimore	MD	3	0.2%
	Shepherd University	WV	3	0.2%
	Regent University	VA	3	0.2%
	North Carolina A&T State University	NC	3	0.2%
	Mississippi State University	MS	3	0.2%

College of Southern Maryland

Annual Transfer Report

Ranking of Transfers to Four-Year Institutions (descending by number of transfers) - Top 20 Highlighted

Fall 2016, Spring 2017, Summer 2017 Cohort

Ranking	Transfer Institution	State	N	%
	Mary Baldwin University	VA	3	0.2%
	James Madison University	VA	3	0.2%
	Indiana University of Pennsylvania	PA	3	0.2%
	Howard University	DC	3	0.2%
	Hood College	MD	3	0.2%
	Delaware State University	DE	3	0.2%
	Clemson University	SC	3	0.2%
	Ashford University	CA	3	0.2%
	York College of Pennsylvania	PA	2	0.1%
	West Virginia Wesleyan College	WV	2	0.1%
	Virginia Polytech And State University	VA	2	0.1%
	Virginia Commonwealth University	VA	2	0.1%
	University of Valley Forge	PA	2	0.1%
	University of North Florida	FL	2	0.1%
	University of North Carolina-Wilmington	NC	2	0.1%
	University of North Carolina - Charlotte	NC	2	0.1%
	University of Alabama	AL	2	0.1%
	The Catholic University of America	DC	2	0.1%
	Temple University	PA	2	0.1%
	St Johns River Community College	FL	2	0.1%
	Seminole State College of Florida	FL	2	0.1%
	Point Park University	PA	2	0.1%
	Pensacola State College	FL	2	0.1%
	Park University	MO	2	0.1%
	Oregon State University	OR	2	0.1%
	Newberry College	SC	2	0.1%
	Mount St Mary's University	MD	2	0.1%
	Meredith College	NC	2	0.1%
	Longwood University	VA	2	0.1%
	Florida International University	FL	2	0.1%
	Embry-Riddle Aeronautical University - Daytona	FL	2	0.1%
	Eastern University	PA	2	0.1%
	Cornell University	NY	2	0.1%
	Colorado Technical University	CO	2	0.1%
	Colorado State University	CO	2	0.1%
	College of Charleston	SC	2	0.1%
	Ave Maria University	FL	2	0.1%
	Worcester State University	MA	1	0.1%
	Winona State University	MN	1	0.1%
	West Virginia State University	WV	1	0.1%
	West Texas A&M University	TX	1	0.1%
	West Liberty University	WV	1	0.1%
	West Coast University- Dallas	TX	1	0.1%
	Virginia Wesleyan College	VA	1	0.1%
	University of West Florida	FL	1	0.1%
	University of St Augustine For Health Sciences	FL	1	0.1%
	University of South Dakota	SD	1	0.1%
	University of South Carolina Beaufort	SC	1	0.1%
	University of Pennsylvania	PA	1	0.1%

College of Southern Maryland

Annual Transfer Report

Ranking of Transfers to Four-Year Institutions (descending by number of transfers) - Top 20 Highlighted

Fall 2016, Spring 2017, Summer 2017 Cohort

Ranking	Transfer Institution	State	N	%
	University of Northwestern Ohio	OH	1	0.1%
	University of North Carolina-Greensboro	NC	1	0.1%
	University of North Carolina-Chapel Hill	NC	1	0.1%
	University of New Mexico	NM	1	0.1%
	University of Mary Washington	VA	1	0.1%
	University of Maine Presque Isle	ME	1	0.1%
	University of Kentucky	KY	1	0.1%
	University of Kansas	KS	1	0.1%
	University of Iowa	IA	1	0.1%
	University of Florida	FL	1	0.1%
	University of Delaware	DE	1	0.1%
	University of Connecticut	CT	1	0.1%
	University of Colorado Boulder	CO	1	0.1%
	University of Charleston	WV	1	0.1%
	University of Central Oklahoma	OK	1	0.1%
	University of Central Missouri	MO	1	0.1%
	University of Central Florida	FL	1	0.1%
	University of Bridgeport	CT	1	0.1%
	University of Arkansas at Fayetteville	AR	1	0.1%
	University of Arizona	AZ	1	0.1%
	University of Alabama Birmingham-Traditional	AL	1	0.1%
	Trinity Washington University	DC	1	0.1%
	Trident University International	CA	1	0.1%
	Thomas Edison State University	NJ	1	0.1%
	The University of Alabama In Huntsville	AL	1	0.1%
	The New School	NY	1	0.1%
	Sweet Briar College	VA	1	0.1%
	Suny Binghamton	NY	1	0.1%
	Stonehill College	MA	1	0.1%
	Stevens-Henager - Independence University	UT	1	0.1%
	Stevens Institute of Technology	NJ	1	0.1%
	State College of Florida Manatee-Sarasota	FL	1	0.1%
	St Joseph's University	PA	1	0.1%
	St Catherine University	MN	1	0.1%
	School of The Art Institute of Chicago	IL	1	0.1%
	Savannah College of Art And Design	GA	1	0.1%
	Saint Leo University	FL	1	0.1%
	Randolph-Macon College	VA	1	0.1%
	Purdue University Global- Augusta	ME	1	0.1%
	Piedmont College	GA	1	0.1%
	Peninsula College	WA	1	0.1%
	Pasco-Hernando State College	FL	1	0.1%
	Palm Beach atlantic University	FL	1	0.1%
	Olympic College	WA	1	0.1%
	Olivet Nazarene University Ug	IL	1	0.1%
	Ohio University	OH	1	0.1%
	Nova Southeastern University	FL	1	0.1%
	Northwest Florida State College	FL	1	0.1%
	Northern Arizona University	AZ	1	0.1%

College of Southern Maryland

Annual Transfer Report

Ranking of Transfers to Four-Year Institutions (descending by number of transfers) - Top 20 Highlighted

Fall 2016, Spring 2017, Summer 2017 Cohort

Ranking	Transfer Institution	State	N	%
	North Greenville University	SC	1	0.1%
	Norfolk State University	VA	1	0.1%
	Nazareth College of Rochester	NY	1	0.1%
	National University	CA	1	0.1%
	Moody Bible Institute	IL	1	0.1%
	Middle Tennessee State University	TN	1	0.1%
	Messiah College	PA	1	0.1%
	Massachusetts Maritime Academy	MA	1	0.1%
	Maryland Institute College of Art	MD	1	0.1%
	Lincoln University	PA	1	0.1%
	Limestone College	SC	1	0.1%
	Landmark College	VT	1	0.1%
	Kansas State University	KS	1	0.1%
	Johnson & Wales University	RI	1	0.1%
	Johns Hopkins University Arts Sciences Engineering	MD	1	0.1%
	Jefferson College of Health Sciences	VA	1	0.1%
	Jacksonville University	FL	1	0.1%
	Jacksonville State University	AL	1	0.1%
	Jackson College	MI	1	0.1%
	Iowa State University	IA	1	0.1%
	Indiana Wesleyan University - Aps U/G	IN	1	0.1%
	Indiana State University	IN	1	0.1%
	Husson University	ME	1	0.1%
	Hampton University	VA	1	0.1%
	Hampden-Sydney College	VA	1	0.1%
	Gonzaga University	WA	1	0.1%
	Georgetown University	DC	1	0.1%
	Gardner-Webb University	NC	1	0.1%
	Franciscan University of Steubenville	OH	1	0.1%
	Florida State College at Jacksonville	FL	1	0.1%
	Florida Southwestern State College	FL	1	0.1%
	Fisher College-Continuing Studies	MA	1	0.1%
	Embry-Riddle Aeronautical University - Arizona	AZ	1	0.1%
	ECPI University - Online	VA	1	0.1%
	Eckerd College	FL	1	0.1%
	Eastern Michigan University	MI	1	0.1%
	Daytona State College	FL	1	0.1%
	Davis & Elkins College	WV	1	0.1%
	Dakota State University	SD	1	0.1%
	Cuny Lehman College	NY	1	0.1%
	Cuny Bernard M. Baruch College	NY	1	0.1%
	Columbia Southern University	AL	1	0.1%
	College of Southern Nevada	NV	1	0.1%
	College of New Jersey	NJ	1	0.1%
	Clarion University of Pennsylvania	PA	1	0.1%
	Chowan University	NC	1	0.1%
	Chestnut Hill College	PA	1	0.1%
	Catawba College	NC	1	0.1%
	Carroll College	MT	1	0.1%

College of Southern Maryland

Annual Transfer Report

Ranking of Transfers to Four-Year Institutions (descending by number of transfers) - Top 20 Highlighted
Fall 2016, Spring 2017, Summer 2017 Cohort

Ranking	Transfer Institution	State	N	%
	Campbell University	NC	1	0.1%
	California University of Pennsylvania	PA	1	0.1%
	Bryan College	TN	1	0.1%
	Brigham Young University - Idaho Spring/Fall	ID	1	0.1%
	Brigham Young University	UT	1	0.1%
	Boise State University	ID	1	0.1%
	Bennett College	NC	1	0.1%
	Bellevue University	NE	1	0.1%
	American University	DC	1	0.1%
	American Intercontinental University	IL	1	0.1%
	Alderson Broaddus University	WV	1	0.1%
	Adelphi University	NY	1	0.1%
	Academy of Art University	CA	1	0.1%
	<i>Total</i>		<i>1,625</i>	